

**2025 Rhode Island Public Library Statistical Report:
Income and Expenditures by Library System**

Release date: March 2025

These data tables are part of a statistical report based on data collected in the 2025 Rhode Island Public Library Annual Survey. The full report is located on the Office of Library and Information Services website at <https://olis.ri.gov/programs-and-support/library-statistics/public-library-annual-survey>.

Data collected through the Annual Survey covers FY2025 (July 1, 2024 - June 30, 2025). The deadline for the report submission was September 15, 2025.

The Office of Library and Information Services (OLIS) participates in the national Public Libraries Survey (PLS), which is administered annually by the Institute of Museum and Library Services (IMLS). Data submitted to the PLS goes through a vetting process to ensure accuracy. Preliminary data is returned to the states annually, but is not considered finalized until published by IMLS. The data made available by OLIS through this statistical report is preliminary data, with a few corrected data points from individual libraries.

Throughout this spreadsheet, calculated measures are indicated by a differently colored column heading.

To see the revenue and expenditures by municipality, please see the report Income and Expenditures by Municipality FY2024 on the OLIS website.

For municipalities in which more than one independent library system operates, library service areas were determined by OLIS using a spatial analysis of patron location. The municipal population was apportioned based on the geographic location and density of each library's patrons within the municipality. Only the population within the designated library service area is reflected in the population figure for each of the 17 libraries that share municipalities. If you have questions about using the data, suggestions for improvements, or have developed analyses that would be helpful to the community, please contact Kelly Metzger, kelly.metzger@olis.ri.gov.

Click on one of the links below or one of the tabs to view individual sheets.



Tab Title

- [Operating Rev](#)
- [Operating Rev - chart](#)
- [Operating Expend](#)
- [Operating Expend - chart](#)
- [Staff Expend](#)
- [Staff Expend by pop](#)
- [Collection Expend](#)
- [Other Operating Expend](#)
- [OthOpExp - chart](#)
- [Capital Rev & Expend](#)
- [All Data](#)

Worksheet description

- Operating revenue broken down by source
- Bar chart of operating revenue by source
- Operating expenditures broken down by category
- Bar chart of operating expenditures by category
- Breakdown of staffing expenditures
- Breakdown of staffing expenditures by population peer group
- Collection expenditures broken down by format
- Other operating expenditures broken down by category
- Treemap of other operating expenditures by category
- Capital revenue and expenditures, with breakdowns
- All financial data, as reported

Operating Revenue by Library System FY2025

Location	Municipality	Total Operating and Capital Revenue	Total Operating Revenue	Local		State			
				Local Government Revenue	Local % of Total Operating Revenue	State Aid to Libraries	Other State Funding	Total State Government Revenue	State % of Total Operating Revenue
Adams Public Library	Central Falls	\$ 190,818	\$ 190,818	\$ 118,825	62%	\$ 37,296	\$ -	\$ 37,296	20%
Ashaway Free Library	Hopkinton	\$ 120,021	\$ 120,021	\$ 71,000	59%	\$ 21,000	\$ 500	\$ 21,500	18%
Barrington Public Library	Barrington	\$ 1,906,710	\$ 1,903,210	\$ 1,439,377	76%	\$ 374,472	\$ 2,000	\$ 376,472	20%
Brownell Library, Home of Little Compton	Little Compton	\$ 289,399	\$ 289,399	\$ 193,410	67%	\$ 44,558	\$ -	\$ 44,558	15%
Clark Memorial Library	Richmond	\$ 192,078	\$ 192,078	\$ 104,000	54%	\$ 32,604	\$ -	\$ 32,604	17%
Community Libraries of Providence	Providence	\$ 6,528,289	\$ 6,402,110	\$ 4,318,390	67%	\$ 998,750	\$ 35,000	\$ 1,033,750	16%
Coventry Public Library	Coventry	\$ 1,455,263	\$ 1,455,263	\$ 1,159,401	80%	\$ 269,635	\$ -	\$ 269,635	19%
Cranston Public Library	Cranston	\$ 4,332,648	\$ 4,191,653	\$ 3,278,347	78%	\$ 801,676	\$ 5,000	\$ 806,676	19%
Cross' Mills Public Library	Charlestown	\$ 534,542	\$ 440,042	\$ 284,812	65%	\$ 68,182	\$ 1,000	\$ 69,182	16%
Cumberland Public Library	Cumberland	\$ 1,990,987	\$ 1,923,710	\$ 1,502,021	78%	\$ 362,208	\$ 2,000	\$ 364,208	19%
Davisville Free Library	North Kingstown	\$ 94,100	\$ 87,015	\$ 11,500	13%	\$ 24,635	\$ 2,500	\$ 27,135	31%
East Greenwich Free Library	East Greenwich	\$ 802,402	\$ 802,402	\$ 589,135	73%	\$ 153,342	\$ 2,500	\$ 155,842	19%
East Providence Public Library	East Providence	\$ 3,041,928	\$ 2,856,928	\$ 2,320,090	81%	\$ 457,226	\$ 5,000	\$ 462,226	16%
East Smithfield Public Library	Smithfield	\$ 850,344	\$ 815,420	\$ 618,189	76%	\$ 176,368	\$ -	\$ 176,368	22%
Exeter Public Library	Exeter	\$ 375,614	\$ 375,614	\$ 286,983	76%	\$ 65,244	\$ 2,000	\$ 67,244	18%
George Hail Free Library	Warren	\$ 791,954	\$ 414,114	\$ 306,019	74%	\$ 78,191	\$ 1,500	\$ 79,691	19%
Glocester Manton Free Public Library	Glocester	\$ 355,269	\$ 252,872	\$ 184,406	73%	\$ 44,352	\$ -	\$ 44,352	18%
Greenville Public Library	Smithfield	\$ 1,210,105	\$ 1,208,105	\$ 941,850	78%	\$ 199,329	\$ -	\$ 199,329	16%
Harmony Library	Glocester	\$ 311,809	\$ 294,812	\$ 221,539	75%	\$ 54,664	\$ -	\$ 54,664	19%
Hope Library	Scituate	\$ 434,562	\$ 394,737	\$ 303,557	77%	\$ 68,844	\$ -	\$ 68,844	17%
Island Free Library	New Shoreham	\$ 600,261	\$ 600,261	\$ 472,170	79%	\$ 118,588	\$ -	\$ 118,588	20%
Jamestown Philomenian Library	Jamestown	\$ 812,308	\$ 631,945	\$ 504,568	80%	\$ 121,534	\$ 500	\$ 122,034	19%
Jesse M. Smith Memorial Library	Burrillville	\$ 1,524,322	\$ 1,100,943	\$ 892,983	81%	\$ 175,695	\$ -	\$ 175,695	16%
Langworthy Public Library	Hopkinton	\$ 185,439	\$ 142,324	\$ 71,000	50%	\$ 23,300	\$ 500	\$ 23,800	17%
Libraries of Foster	Foster	\$ 239,837	\$ 239,837	\$ 186,000	78%	\$ 42,989	\$ -	\$ 42,989	18%
Lincoln Public Library	Lincoln	\$ 1,369,790	\$ 1,369,790	\$ 1,088,548	79%	\$ 273,980	\$ 1,500	\$ 275,480	20%
Louitit Library	West Greenwich	\$ 400,098	\$ 400,098	\$ 318,222	80%	\$ 71,408	\$ 500	\$ 71,908	18%

Operating Revenue by Library System FY2025

Location	Municipality	Total Operating and Capital Revenue	Total Operating Revenue	Local		State			
				Local Government Revenue	Local % of Total Operating Revenue	State Aid to Libraries	Other State Funding	Total State Government Revenue	State % of Total Operating Revenue
Marian J. Mohr Memorial Library	Johnston	\$ 700,555	\$ 700,555	\$ 553,473	79%	\$ 130,296	\$ 500	\$ 130,796	19%
Maury Loontjens Memorial Library	Narragansett	\$ 1,430,495	\$ 1,418,118	\$ 1,157,044	82%	\$ 246,158	\$ -	\$ 246,158	17%
Mayor Salvatore Mancini Union Free Library	North Providence	\$ 1,082,343	\$ 1,082,343	\$ 833,318	77%	\$ 243,155	\$ 2,000	\$ 245,155	23%
Middletown Public Library	Middletown	\$ 957,250	\$ 957,250	\$ 749,584	78%	\$ 180,903	\$ 1,380	\$ 182,283	19%
Newport Public Library	Newport	\$ 2,864,198	\$ 2,614,198	\$ 2,052,332	79%	\$ 500,366	\$ -	\$ 500,366	19%
North Kingstown Free Library	North Kingstown	\$ 1,721,741	\$ 1,721,741	\$ 1,431,325	83%	\$ 269,466	\$ -	\$ 269,466	16%
North Scituate Public Library	Scituate	\$ 478,432	\$ 409,370	\$ 303,572	74%	\$ 68,843	\$ -	\$ 68,843	17%
North Smithfield Public Library	North Smithfield	\$ 575,826	\$ 520,826	\$ 413,533	79%	\$ 98,289	\$ -	\$ 98,289	19%
Pascoag Free Public Library	Burrillville	\$ 149,477	\$ 149,477	\$ 87,000	58%	\$ 61,730	\$ -	\$ 61,730	41%
Pawtucket Public Library	Pawtucket	\$ 2,858,577	\$ 2,858,577	\$ 2,170,857	76%	\$ 513,563	\$ -	\$ 513,563	18%
Pontiac Free Library	Warwick	\$ 140,759	\$ 140,759	\$ -	0%	\$ 27,949	\$ -	\$ 27,949	20%
Portsmouth Free Public Library	Portsmouth	\$ 765,796	\$ 765,796	\$ 571,510	75%	\$ 139,256	\$ 2,500	\$ 141,756	19%
Providence Public Library	Providence	\$ 8,943,990	\$ 8,372,844	\$ 405,410	5%	\$ 889,978	\$ 1,145,384	\$ 2,035,362	24%
Rogers Free Library	Bristol	\$ 1,851,971	\$ 1,598,560	\$ 1,233,966	77%	\$ 218,673	\$ 1,000	\$ 219,673	14%
South Kingstown Public Library	South Kingstown	\$ 1,909,676	\$ 1,539,971	\$ 1,158,824	75%	\$ 262,439	\$ -	\$ 262,439	17%
Tiverton Public Library	Tiverton	\$ 843,461	\$ 843,461	\$ 661,000	78%	\$ 150,750	\$ 1,500	\$ 152,250	18%
Warwick Public Library	Warwick	\$ 4,657,448	\$ 4,640,677	\$ 3,619,242	78%	\$ 897,512	\$ -	\$ 897,512	19%
West Warwick Public Library	West Warwick	\$ 1,262,645	\$ 1,262,645	\$ 938,294	74%	\$ 210,823	\$ 1,500	\$ 212,323	17%
Westerly Public Library	Westerly	\$ 3,505,213	\$ 3,175,902	\$ 538,900	17%	\$ 453,238	\$ 1,750	\$ 454,988	14%
Willett Free Library	North Kingstown	\$ 186,513	\$ 186,513	\$ 11,500	6%	\$ 31,474	\$ -	\$ 31,474	17%
Woonsocket Harris Public Library	Woonsocket	\$ 1,387,248	\$ 1,367,248	\$ 1,080,001	79%	\$ 235,701	\$ -	\$ 235,701	17%
Total		\$ 69,214,511	\$ 65,422,352	\$ 41,757,027	64%	\$ 10,990,632	\$ 1,219,514	\$ 12,210,146	19%
Average		\$ 1,441,969	\$ 1,362,966	\$ 869,938	67%	\$ 228,972	\$ 25,407	\$ 254,378	19%
Median		\$ 827,885	\$ 808,911	\$ 562,492	76%	\$ 152,046	\$ 250	\$ 154,046	18%

Operating Revenue by Library System FY2025

Location	Municipality	Federal					
		LSTA Funding: LORI Grants	LSTA Funding: Other	Stimulus Funding: Non-Library	Other Federal Funding	Total Federal Government Revenue	Federal % of Total Operating Revenue
Adams Public Library	Central Falls	\$ 900	\$ -	\$ -	\$ -	\$ 900	0.5%
Ashaway Free Library	Hopkinton	\$ 600	\$ -	\$ -	\$ -	\$ 600	0.5%
Barrington Public Library	Barrington	\$ 900	\$ -	\$ -	\$ -	\$ 900	0.0%
Brownell Library, Home of Little Compton	Little Compton	\$ 3,570	\$ -	\$ -	\$ -	\$ 3,570	1%
Clark Memorial Library	Richmond	\$ -	\$ -	\$ -	\$ -	\$ -	0%
Community Libraries of Providence	Providence	\$ 18,190	\$ -	\$ 192,130	\$ 82,395	\$ 292,715	5%
Coventry Public Library	Coventry	\$ 3,870	\$ -	\$ -	\$ -	\$ 3,870	0.3%
Cranston Public Library	Cranston	\$ 7,205	\$ -	\$ -	\$ -	\$ 7,205	0.2%
Cross' Mills Public Library	Charlestown	\$ 3,870	\$ -	\$ -	\$ -	\$ 3,870	0.9%
Cumberland Public Library	Cumberland	\$ 2,970	\$ -	\$ -	\$ -	\$ 2,970	0.2%
Davisville Free Library	North Kingstown	\$ 900	\$ -	\$ -	\$ -	\$ 900	1%
East Greenwich Free Library	East Greenwich	\$ 900	\$ -	\$ -	\$ -	\$ 900	0.1%
East Providence Public Library	East Providence	\$ 17,182	\$ -	\$ 39,995	\$ -	\$ 57,177	2%
East Smithfield Public Library	Smithfield	\$ 762	\$ -	\$ -	\$ -	\$ 762	0.1%
Exeter Public Library	Exeter	\$ 15,780	\$ -	\$ -	\$ -	\$ 15,780	4%
George Hail Free Library	Warren	\$ 3,870	\$ -	\$ -	\$ -	\$ 3,870	0.9%
Glocester Manton Free Public Library	Glocester	\$ 900	\$ -	\$ -	\$ -	\$ 900	0.4%
Greenville Public Library	Smithfield	\$ 900	\$ -	\$ -	\$ -	\$ 900	0.1%
Harmony Library	Glocester	\$ 873	\$ -	\$ -	\$ -	\$ 873	0.3%
Hope Library	Scituate	\$ 900	\$ -	\$ -	\$ -	\$ 900	0.2%
Island Free Library	New Shoreham	\$ 867	\$ -	\$ -	\$ -	\$ 867	0.1%
Jamestown Philomenian Library	Jamestown	\$ 900	\$ -	\$ -	\$ -	\$ 900	0.1%
Jesse M. Smith Memorial Library	Burrillville	\$ 12,590	\$ -	\$ -	\$ -	\$ 12,590	1%
Langworthy Public Library	Hopkinton	\$ 595	\$ -	\$ -	\$ -	\$ 595	0.4%
Libraries of Foster	Foster	\$ 1,198	\$ -	\$ -	\$ -	\$ 1,198	0.5%
Lincoln Public Library	Lincoln	\$ 900	\$ -	\$ -	\$ -	\$ 900	0.1%
Loutit Library	West Greenwich	\$ 900	\$ -	\$ -	\$ -	\$ 900	0.2%

Operating Revenue by Library System FY2025

Location	Municipality	Federal					
		LSTA Funding: LORI Grants	LSTA Funding: Other	Stimulus Funding: Non-Library	Other Federal Funding	Total Federal Government Revenue	Federal % of Total Operating Revenue
Marian J. Mohr Memorial Library	Johnston	\$ 870	\$ -	\$ -	\$ -	\$ 870	0.1%
Maury Loontjens Memorial Library	Narragansett	\$ 899	\$ -	\$ -	\$ -	\$ 899	0.1%
Mayor Salvatore Mancini Union Free Library	North Providence	\$ 3,870	\$ -	\$ -	\$ -	\$ 3,870	0.4%
Middletown Public Library	Middletown	\$ 7,723	\$ -	\$ -	\$ -	\$ 7,723	0.8%
Newport Public Library	Newport	\$ -	\$ -	\$ -	\$ -	\$ -	0%
North Kingstown Free Library	North Kingstown	\$ 848	\$ -	\$ -	\$ -	\$ 848	0.0%
North Scituate Public Library	Scituate	\$ 900	\$ -	\$ -	\$ -	\$ 900	0.2%
North Smithfield Public Library	North Smithfield	\$ -	\$ -	\$ -	\$ -	\$ -	0%
Pascoag Free Public Library	Burrillville	\$ 747	\$ -	\$ -	\$ -	\$ 747	0.5%
Pawtucket Public Library	Pawtucket	\$ 898	\$ -	\$ -	\$ 41,200	\$ 42,098	1%
Pontiac Free Library	Warwick	\$ -	\$ -	\$ -	\$ -	\$ -	0%
Portsmouth Free Public Library	Portsmouth	\$ 900	\$ -	\$ -	\$ -	\$ 900	0.1%
Providence Public Library	Providence	\$ 3,565	\$ 135,782	\$ -	\$ 115,678	\$ 255,025	3%
Rogers Free Library	Bristol	\$ 749	\$ -	\$ 2,999	\$ -	\$ 3,748	0.2%
South Kingstown Public Library	South Kingstown	\$ 1,060	\$ -	\$ -	\$ -	\$ 1,060	0.1%
Tiverton Public Library	Tiverton	\$ 4,170	\$ -	\$ -	\$ -	\$ 4,170	0.5%
Warwick Public Library	Warwick	\$ 5,911	\$ -	\$ -	\$ -	\$ 5,911	0.1%
West Warwick Public Library	West Warwick	\$ 900	\$ 2,000	\$ 8,734	\$ -	\$ 11,634	0.9%
Westerly Public Library	Westerly	\$ 896	\$ -	\$ -	\$ -	\$ 896	0.0%
Willett Free Library	North Kingstown	\$ 1,800	\$ -	\$ -	\$ -	\$ 1,800	1.0%
Woonsocket Harris Public Library	Woonsocket	\$ 13,900	\$ -	\$ 23,000	\$ -	\$ 36,900	3%
Total		\$ 153,598	\$ 137,782	\$ 266,858	\$ 239,273	\$ 797,511	1%
Average		\$ 3,200	\$ 2,870	\$ 5,560	\$ 4,985	\$ 16,615	1%
Median		\$ 900	\$ -	\$ -	\$ -	\$ 900	0%

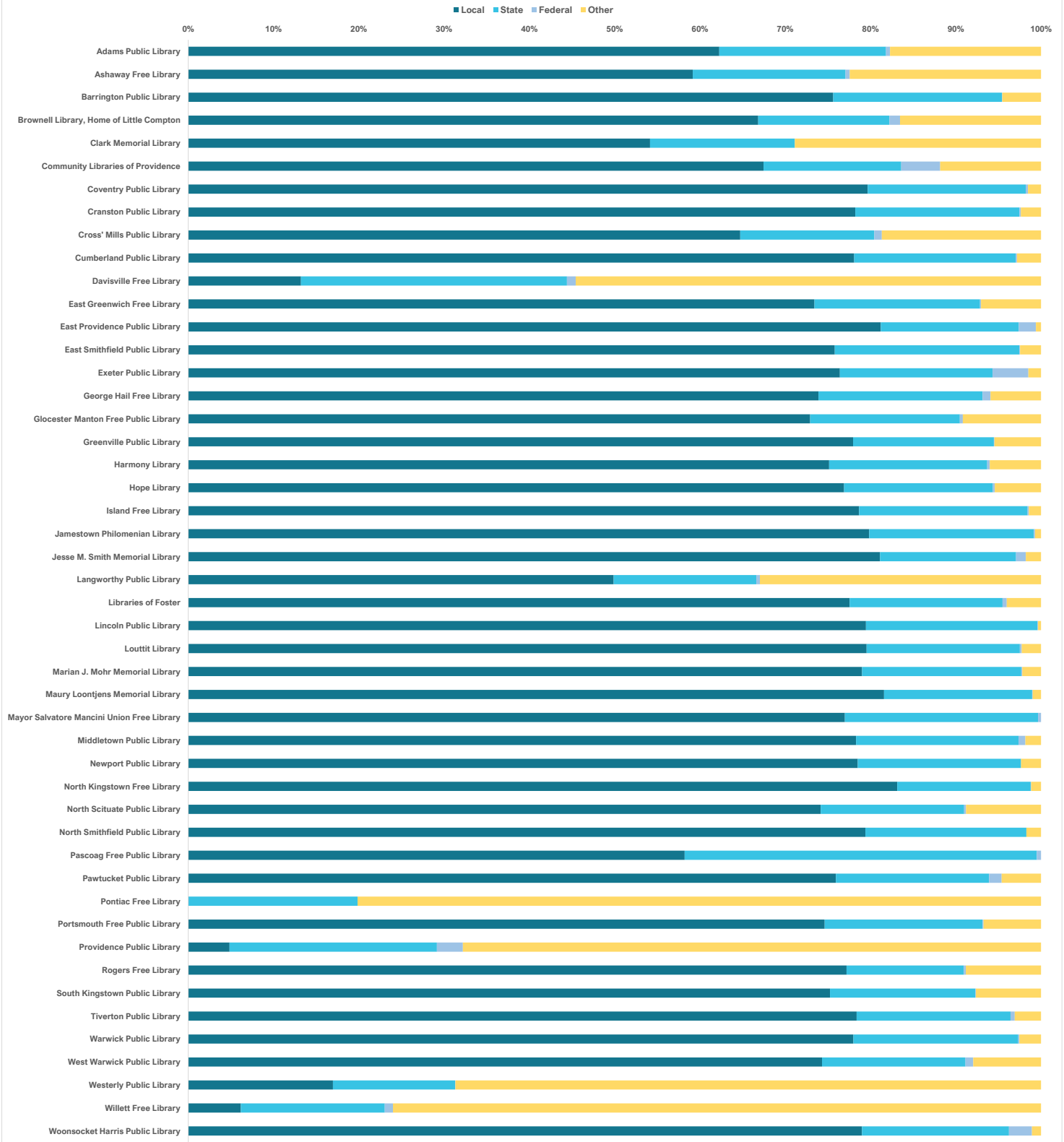
Operating Revenue by Library System FY2025

Location	Municipality	Other Revenue					
		Non-Government Grant Revenue - Operating	Non-Gov Grant % of Total Operating Revenue	Other Operating Revenue	Describe Other Operating Revenue	Total Other Operating Revenue	Total Other % of Total Operating Revenue
Adams Public Library	Central Falls	\$ -	0%	\$ 33,797	Rhode Island Foundation - Endowment and Flexible Endowment	\$ 33,797	18%
Ashaway Free Library	Hopkinton	\$ 1,000	0.8%	\$ 25,921	copies, fundraising, contributions, interest	\$ 26,921	22%
Barrington Public Library	Barrington	\$ -	0%	\$ 86,461	Friends of the Barrington Public Library and the library foundation (endowment)	\$ 86,461	5%
Brownell Library, Home of Little Compton	Little Compton	\$ 11,200	4%	\$ 36,661	Directed donations for a program, books, beanbag and unrestricted memorial donations and funds from a receipt turn in program and knitted goods sale.	\$ 47,861	17%
Clark Memorial Library	Richmond	\$ 1,000	0.5%	\$ 54,474	annual appeal, fund raisers, donations, copy/printing, grant for tree removal	\$ 55,474	29%
Community Libraries of Providence	Providence	\$ 283,753	4%	\$ 473,502	donations, foundations, fines and fees, etc.	\$ 757,255	12%
Coventry Public Library	Coventry	\$ -	0%	\$ 22,357	Book sale, donations, library fines & fees, support from Foundation	\$ 22,357	2%
Cranston Public Library	Cranston	\$ 14,000	0.3%	\$ 85,425	library fines, replacement fees, meeting room fees, photocopying fees, restricted donations, income from Cranston Public Library Association	\$ 99,425	2%
Cross' Mills Public Library	Charlestown	\$ -	0%	\$ 82,178	Annual appeal, individual donations, corporate donations, fines, room use, copies, book sales, fundraisers, book bags, misc, interest income, endowment transfer, dividend income	\$ 82,178	19%
Cumberland Public Library	Cumberland	\$ -	0%	\$ 54,511	Library Fund (endowment), Friends of the Library, self-generated	\$ 54,511	3%
Davisville Free Library	North Kingstown	\$ 13,778	16%	\$ 33,702	Donations, fundraisers, fees, interest income	\$ 47,480	55%
East Greenwich Free Library	East Greenwich	\$ 100	0.0%	\$ 56,425	Donations, bequests, fees for printing and lost materials, interest	\$ 56,525	7%
East Providence Public Library	East Providence	\$ -	0%	\$ 17,435	Revenue from library fines, copy and print fees, and patron donations.	\$ 17,435	0.6%
East Smithfield Public Library	Smithfield	\$ 14,084	2%	\$ 6,017	Service fees (print/copy, faxing), makerspace fees, donations, FOL, fundraising, conference room rentals and earned interest.	\$ 20,101	2%
Exeter Public Library	Exeter	\$ 1,691	0.5%	\$ 3,916	Boards, Friends, and miscellaneous income	\$ 5,607	1%
George Hail Free Library	Warren	\$ 4,534	1%	\$ 20,000	Idalia Whitcom Annual Trust	\$ 24,534	6%
Glocester Manton Free Public Library	Glocester	\$ -	0%	\$ 23,214	Harmony Reimbursement, Donations, Findraisers, Friends	\$ 23,214	9%
Greenville Public Library	Smithfield	\$ -	0%	\$ 66,026	fundraisers, donations, printing, room rental	\$ 66,026	5%
Harmony Library	Glocester	\$ -	0%	\$ 17,736	Memorial Fund, Copies, Fundraising, Interest	\$ 17,736	6%
Hope Library	Scituate	\$ -	0%	\$ 21,436	Association Dues, Fundraising, Copies, Donations, Dividends from 2 endowments with the RI Foundation	\$ 21,436	5%
Island Free Library	New Shoreham	\$ -	0%	\$ 8,636	Library Trust	\$ 8,636	1%
Jamestown Philomenian Library	Jamestown	\$ -	0%	\$ 4,443	Ongoing book sale, individual donations, copier fees	\$ 4,443	0.7%
Jesse M. Smith Memorial Library	Burrillville	\$ 11,070	1%	\$ 8,605	Fines and fees	\$ 19,675	2%
Langworthy Public Library	Hopkinton	\$ -	0%	\$ 46,929	Copies, Fundraising, interest	\$ 46,929	33%
Libraries of Foster	Foster	\$ -	0%	\$ 9,650	Annual solicitation, businees/individual contributions, miscellaneous fundraising	\$ 9,650	4%
Lincoln Public Library	Lincoln	\$ -	0%	\$ 4,862	Friends	\$ 4,862	0.4%
Louttit Library	West Greenwich	\$ 2,000	0.5%	\$ 7,068	Fees, donations, interest income	\$ 9,068	2%

Operating Revenue by Library System FY2025

Location	Municipality	Other Revenue					
		Non-Government Grant Revenue - Operating	Non-Gov Grant % of Total Operating Revenue	Other Operating Revenue	Describe Other Operating Revenue	Total Other Operating Revenue	Total Other % of Total Operating Revenue
Marian J. Mohr Memorial Library	Johnston	\$ -	0%	\$ 15,416	Endowment collection expenditures, program supplies out of revenue, and Friends sponsorship of programs.	\$ 15,416	2%
Maury Loontjens Memorial Library	Narragansett	\$ -	0%	\$ 14,017	Fines, donations & Interest	\$ 14,017	1.0%
Mayor Salvatore Mancini Union Free Library	North Providence	\$ -	0%	\$ -		\$ -	0%
Middletown Public Library	Middletown	\$ 2,000	0.2%	\$ 15,660	Rhode Island Foundations sends us a yearly amount, fees for printing	\$ 17,660	2%
Newport Public Library	Newport	\$ -	0%	\$ 61,500	Includes Annual Appeal, Donations, Endowment Income, Interest on Investments, Printing & copying	\$ 61,500	2%
North Kingstown Free Library	North Kingstown	\$ -	0%	\$ 20,102	Fines, donations	\$ 20,102	1%
North Scituate Public Library	Scituate	\$ 1,000	0.2%	\$ 35,055	fundraising, donations, interest	\$ 36,055	9%
North Smithfield Public Library	North Smithfield	\$ 3,000	0.6%	\$ 6,004	copy/print fees, donations	\$ 9,004	2%
Pascoag Free Public Library	Burrillville	\$ -	0%	\$ -		\$ -	0%
Pawtucket Public Library	Pawtucket	\$ 7,681	0.3%	\$ 124,378	Endowments, fees, passports	\$ 132,059	5%
Pontiac Free Library	Warwick	\$ -	0%	\$ 112,810	Endowment income, donations, fundraisers, fines, fees, and interest.	\$ 112,810	80%
Portsmouth Free Public Library	Portsmouth	\$ -	0%	\$ 51,630	Endowment income, fines, fundraising, program room rental, memberships	\$ 51,630	7%
Providence Public Library	Providence	\$ 1,389,441	17%	\$ 4,287,606	Money Market Interest, Fines and Fees, Dividends, Individual Donations, Gala, Space Rental, Endowment	\$ 5,677,047	68%
Rogers Free Library	Bristol	\$ -	0%	\$ 141,173	Friends of Library Foundation contributions; \$40,000 of which are approved as endowment by Friends Foundation	\$ 141,173	9%
South Kingstown Public Library	South Kingstown	\$ 2,800	0.2%	\$ 114,848	donations, fine endowment revenue, friends	\$ 117,648	8%
Tiverton Public Library	Tiverton	\$ -	0%	\$ 26,041	donations, fines, fees, insurance	\$ 26,041	3%
Warwick Public Library	Warwick	\$ -	0%	\$ 118,012	Lost Books, Friends, Endowment	\$ 118,012	3%
West Warwick Public Library	West Warwick	\$ 9,500	0.8%	\$ 90,894	Trust, Fines, Fees, Donations, Fundraising, Publishing	\$ 100,394	8%
Westerly Public Library	Westerly	\$ 38,933	1%	\$ 2,142,185	Library collections, rentals, interest, trusts, fundraisers, memorials, annual fund, restricted donations, friends	\$ 2,181,118	69%
Willett Free Library	North Kingstown	\$ -	0%	\$ 141,739	Donations, Fundraising, Copy Fees, GRINS, and RI Foundation Endowment Distribution	\$ 141,739	76%
Woonsocket Harris Public Library	Woonsocket	\$ 500	0.0%	\$ 14,146	Fines and fees	\$ 14,646	1%
Total		\$ 1,813,065	3%	\$ 8,844,603		\$ 10,657,668	16%
Average		\$ 37,772	1%	\$ 184,263		\$ 222,035	13%
Median		\$ -	0%	\$ 29,872		\$ 30,359	5%

Percentage breakdown of Total Operating Revenue by source for each library.



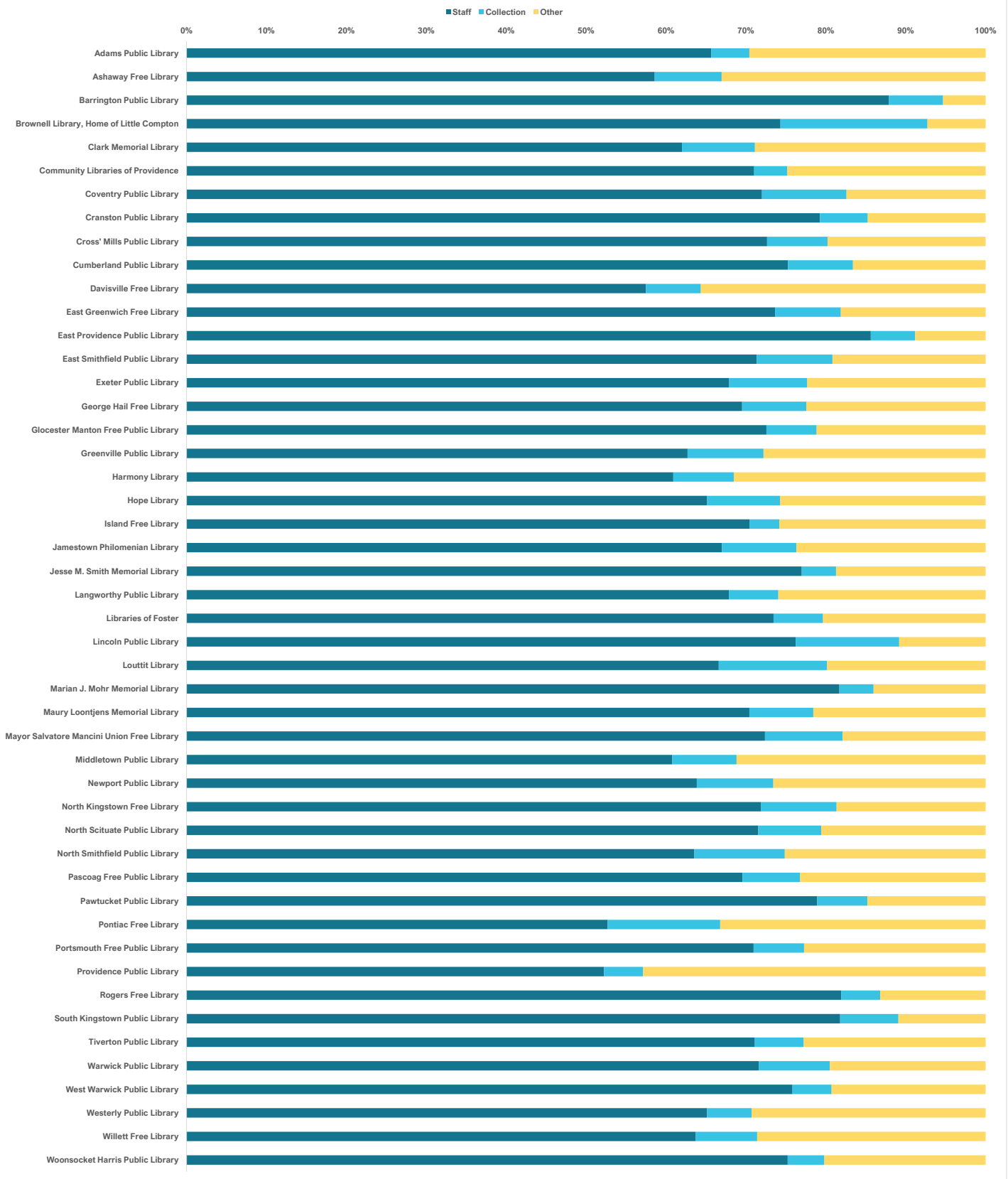
Operating Expenditures by Library System FY2025

Location	Municipality	Totals				Staffing		
		Total Operating Expenditures	Operating % of Total Expenditures	Total Operating Expenditures per capita	Total Expenditures	Total Staff Expenditures	Staff % of Operating Expenditures	Staff Expenditures per capita
Adams Public Library	Central Falls	\$ 220,573	100%	\$ 9.77	\$ 220,573	\$ 144,816	66%	\$ 6.41
Ashaway Free Library	Hopkinton	\$ 136,220	100%	\$ 36.06	\$ 136,220	\$ 79,806	59%	\$ 21.12
Barrington Public Library	Barrington	\$ 1,846,561	100%	\$ 107.65	\$ 1,850,061	\$ 1,622,749	88%	\$ 94.60
Brownell Library, Home of Little Compton	Little Compton	\$ 289,984	100%	\$ 80.19	\$ 289,984	\$ 215,524	74%	\$ 59.60
Clark Memorial Library	Richmond	\$ 168,199	100%	\$ 20.97	\$ 168,199	\$ 104,289	62%	\$ 13.00
Community Libraries of Providence	Providence	\$ 6,389,978	96%	\$ 48.50	\$ 6,679,821	\$ 4,539,562	71%	\$ 34.46
Coventry Public Library	Coventry	\$ 1,420,253	100%	\$ 39.80	\$ 1,420,253	\$ 1,022,688	72%	\$ 28.66
Cranston Public Library	Cranston	\$ 4,206,255	100%	\$ 50.72	\$ 4,206,255	\$ 3,334,598	79%	\$ 40.21
Cross' Mills Public Library	Charlestown	\$ 439,391	76%	\$ 54.94	\$ 577,824	\$ 319,258	73%	\$ 39.92
Cumberland Public Library	Cumberland	\$ 1,923,710	97%	\$ 52.84	\$ 1,990,987	\$ 1,447,972	75%	\$ 39.77
Davisville Free Library	North Kingstown	\$ 92,768	94%	\$ 15.48	\$ 99,053	\$ 53,330	57%	\$ 8.90
East Greenwich Free Library	East Greenwich	\$ 802,165	100%	\$ 56.05	\$ 802,165	\$ 590,914	74%	\$ 41.29
East Providence Public Library	East Providence	\$ 2,776,161	95%	\$ 58.89	\$ 2,934,151	\$ 2,377,463	86%	\$ 50.44
East Smithfield Public Library	Smithfield	\$ 822,671	96%	\$ 86.82	\$ 856,058	\$ 587,052	71%	\$ 61.95
Exeter Public Library	Exeter	\$ 325,650	100%	\$ 50.41	\$ 325,650	\$ 221,151	68%	\$ 34.23
George Hail Free Library	Warren	\$ 390,154	49%	\$ 35.00	\$ 791,954	\$ 271,279	70%	\$ 24.34
Glocester Manton Free Public Library	Glocester	\$ 243,877	58%	\$ 54.33	\$ 417,877	\$ 176,975	73%	\$ 39.42
Greenville Public Library	Smithfield	\$ 1,171,063	100%	\$ 92.63	\$ 1,171,063	\$ 734,280	63%	\$ 58.08
Harmony Library	Glocester	\$ 305,853	95%	\$ 55.76	\$ 322,850	\$ 186,328	61%	\$ 33.97
Hope Library	Scituate	\$ 375,575	76%	\$ 88.79	\$ 495,103	\$ 244,718	65%	\$ 57.85
Island Free Library	New Shoreham	\$ 614,813	100%	\$ 436.04	\$ 614,813	\$ 433,120	70%	\$ 307.18
Jamestown Philomenian Library	Jamestown	\$ 613,530	100%	\$ 110.37	\$ 613,530	\$ 411,035	67%	\$ 73.94
Mayor Salvatore Mancini Union Free Library	Burrillville	\$ 1,091,252	75%	\$ 88.50	\$ 1,449,681	\$ 840,161	77%	\$ 68.14
Langworthy Public Library	Hopkinton	\$ 123,939	92%	\$ 26.83	\$ 134,128	\$ 84,118	68%	\$ 18.21
Libraries of Foster	Foster	\$ 245,112	100%	\$ 54.85	\$ 245,112	\$ 180,079	73%	\$ 40.30
Lincoln Public Library	Lincoln	\$ 1,369,790	100%	\$ 60.80	\$ 1,369,790	\$ 1,044,333	76%	\$ 46.36
Loutit Library	West Greenwich	\$ 389,763	100%	\$ 59.71	\$ 389,763	\$ 259,580	67%	\$ 39.76
Marian J. Mohr Memorial Library	Johnston	\$ 700,555	100%	\$ 23.69	\$ 700,555	\$ 572,368	82%	\$ 19.36
Maury Loontjens Memorial Library	Narragansett	\$ 1,215,108	96%	\$ 83.62	\$ 1,263,323	\$ 855,966	70%	\$ 58.90
Mayor Salvatore Mancini Union Free Library	North Providence	\$ 1,105,422	100%	\$ 32.40	\$ 1,105,422	\$ 800,284	72%	\$ 23.46
Middletown Public Library	Middletown	\$ 957,250	100%	\$ 56.06	\$ 957,250	\$ 581,923	61%	\$ 34.08
Newport Public Library	Newport	\$ 2,588,642	86%	\$ 102.87	\$ 3,000,937	\$ 1,653,045	64%	\$ 65.69
North Kingstown Free Library	North Kingstown	\$ 1,717,092	100%	\$ 86.63	\$ 1,717,092	\$ 1,234,939	72%	\$ 62.30
North Scituate Public Library	Scituate	\$ 404,144	97%	\$ 65.67	\$ 417,111	\$ 289,104	72%	\$ 46.98
North Smithfield Public Library	North Smithfield	\$ 525,342	99%	\$ 41.73	\$ 530,342	\$ 333,837	64%	\$ 26.52
Pascoag Free Public Library	Burrillville	\$ 150,414	100%	\$ 39.29	\$ 150,414	\$ 104,650	70%	\$ 27.34
Pawtucket Public Library	Pawtucket	\$ 2,742,459	87%	\$ 36.27	\$ 3,153,436	\$ 2,164,657	79%	\$ 28.63
Pontiac Free Library	Warwick	\$ 144,774	100%	\$ 15.03	\$ 144,774	\$ 76,301	53%	\$ 7.92
Portsmouth Free Public Library	Portsmouth	\$ 758,450	100%	\$ 42.44	\$ 758,450	\$ 538,265	71%	\$ 30.12
Providence Public Library	Providence	\$ 8,828,660	100%	\$ 149.16	\$ 8,828,660	\$ 4,612,748	52%	\$ 77.93
Rogers Free Library	Bristol	\$ 1,130,298	100%	\$ 50.25	\$ 1,130,298	\$ 925,974	82%	\$ 41.17
South Kingstown Public Library	South Kingstown	\$ 1,404,052	79%	\$ 43.97	\$ 1,773,757	\$ 1,148,556	82%	\$ 35.97
Tiverton Public Library	Tiverton	\$ 835,605	100%	\$ 51.08	\$ 835,605	\$ 594,237	71%	\$ 36.32
Warwick Public Library	Warwick	\$ 4,640,677	100%	\$ 63.40	\$ 4,657,448	\$ 3,323,047	72%	\$ 45.40
West Warwick Public Library	West Warwick	\$ 1,256,737	100%	\$ 40.52	\$ 1,256,737	\$ 952,972	76%	\$ 30.73
Westerly Public Library	Westerly	\$ 2,951,001	100%	\$ 126.33	\$ 2,951,001	\$ 1,921,928	65%	\$ 82.28
Willett Free Library	North Kingstown	\$ 123,652	92%	\$ 64.40	\$ 134,884	\$ 78,799	64%	\$ 41.04
Woonsocket Harris Public Library	Woonsocket	\$ 1,338,368	99%	\$ 30.95	\$ 1,357,937	\$ 1,006,898	75%	\$ 23.29
Total		\$ 64,313,962	95%	\$ 58.61	\$ 67,398,351	\$ 45,297,676	70%	\$ 41.28
Average		\$ 1,339,874	94%	\$ 66.22	\$ 1,404,132	\$ 943,702	70%	\$ 46.41
Median		\$ 812,418	100%	\$ 54.59	\$ 818,885	\$ 584,488	71%	\$ 39.77

Operating Expenditures by Library System FY2025

Location	Municipality	Collection			Other Operating		
		Total Collection Expenditures	Collection % of Operating Expenditures	Collection Expenditures per capita	Total Other Operating Expenditures	Other % of Operating Expenditures	Other Operating Expenditures per capita
Adams Public Library	Central Falls	\$ 10,548	5%	\$ 0.47	\$ 65,209	30%	\$ 2.89
Ashaway Free Library	Hopkinton	\$ 11,416	8%	\$ 3.02	\$ 44,998	33%	\$ 11.91
Barrington Public Library	Barrington	\$ 125,656	7%	\$ 7.33	\$ 98,156	5%	\$ 5.72
Brownell Library, Home of Little Compton	Little Compton	\$ 53,378	18%	\$ 14.76	\$ 21,082	7%	\$ 5.83
Clark Memorial Library	Richmond	\$ 15,362	9%	\$ 1.92	\$ 48,548	29%	\$ 6.05
Community Libraries of Providence	Providence	\$ 264,982	4%	\$ 2.01	\$ 1,585,434	25%	\$ 12.03
Coventry Public Library	Coventry	\$ 150,253	11%	\$ 4.21	\$ 247,312	17%	\$ 6.93
Cranston Public Library	Cranston	\$ 251,390	6%	\$ 3.03	\$ 620,267	15%	\$ 7.48
Cross' Mills Public Library	Charlestown	\$ 33,288	8%	\$ 4.16	\$ 86,845	20%	\$ 10.86
Cumberland Public Library	Cumberland	\$ 156,543	8%	\$ 4.30	\$ 319,195	17%	\$ 8.77
Davisville Free Library	North Kingstown	\$ 6,377	7%	\$ 1.06	\$ 33,061	36%	\$ 5.52
East Greenwich Free Library	East Greenwich	\$ 65,941	8%	\$ 4.61	\$ 145,310	18%	\$ 10.15
East Providence Public Library	East Providence	\$ 154,353	6%	\$ 3.27	\$ 244,345	9%	\$ 5.18
East Smithfield Public Library	Smithfield	\$ 77,978	9%	\$ 8.23	\$ 157,641	19%	\$ 16.64
Exeter Public Library	Exeter	\$ 31,819	10%	\$ 4.93	\$ 72,680	22%	\$ 11.25
George Hail Free Library	Warren	\$ 31,340	8%	\$ 2.81	\$ 87,535	22%	\$ 7.85
Glocester Manton Free Public Library	Glocester	\$ 15,324	6%	\$ 3.41	\$ 51,578	21%	\$ 11.49
Greenville Public Library	Smithfield	\$ 111,330	10%	\$ 8.81	\$ 325,453	28%	\$ 25.74
Harmony Library	Glocester	\$ 23,123	8%	\$ 4.22	\$ 96,402	32%	\$ 17.58
Hope Library	Scituate	\$ 34,311	9%	\$ 8.11	\$ 96,546	26%	\$ 22.82
Island Free Library	New Shoreham	\$ 23,001	4%	\$ 16.31	\$ 158,692	26%	\$ 112.55
Jamestown Philomenian Library	Jamestown	\$ 57,216	9%	\$ 10.29	\$ 145,279	24%	\$ 26.13
Jesse M. Smith Memorial Library	Burrillville	\$ 46,876	4%	\$ 3.80	\$ 204,215	19%	\$ 16.56
Langworthy Public Library	Hopkinton	\$ 7,671	6%	\$ 1.66	\$ 32,150	26%	\$ 6.96
Libraries of Foster	Foster	\$ 15,147	6%	\$ 3.39	\$ 49,886	20%	\$ 11.16
Lincoln Public Library	Lincoln	\$ 177,384	13%	\$ 7.87	\$ 148,073	11%	\$ 6.57
Louitt Library	West Greenwich	\$ 52,886	14%	\$ 8.10	\$ 77,297	20%	\$ 11.84
Marian J. Mohr Memorial Library	Johnston	\$ 29,986	4%	\$ 1.01	\$ 98,201	14%	\$ 3.32
Maury Loontjens Memorial Library	Narragansett	\$ 97,230	8%	\$ 6.69	\$ 261,912	22%	\$ 18.02
Mayor Salvatore Mancini Union Free Library	North Providence	\$ 107,262	10%	\$ 3.14	\$ 197,876	18%	\$ 5.80
Middletown Public Library	Middletown	\$ 77,033	8%	\$ 4.51	\$ 298,294	31%	\$ 17.47
Newport Public Library	Newport	\$ 247,780	10%	\$ 9.85	\$ 687,817	27%	\$ 27.33
North Kingstown Free Library	North Kingstown	\$ 162,022	9%	\$ 8.17	\$ 320,131	19%	\$ 16.15
North Scituate Public Library	Scituate	\$ 31,891	8%	\$ 5.18	\$ 83,149	21%	\$ 13.51
North Smithfield Public Library	North Smithfield	\$ 59,524	11%	\$ 4.73	\$ 131,981	25%	\$ 10.48
Pascoag Free Public Library	Burrillville	\$ 10,864	7%	\$ 2.84	\$ 34,900	23%	\$ 9.12
Pawtucket Public Library	Pawtucket	\$ 172,334	6%	\$ 2.28	\$ 405,468	15%	\$ 5.36
Pontiac Free Library	Warwick	\$ 20,385	14%	\$ 2.12	\$ 48,088	33%	\$ 4.99
Portsmouth Free Public Library	Portsmouth	\$ 47,923	6%	\$ 2.68	\$ 172,262	23%	\$ 9.64
Providence Public Library	Providence	\$ 432,189	5%	\$ 7.30	\$ 3,783,723	43%	\$ 63.93
Rogers Free Library	Bristol	\$ 55,140	5%	\$ 2.45	\$ 149,184	13%	\$ 6.63
South Kingstown Public Library	South Kingstown	\$ 102,368	7%	\$ 3.21	\$ 153,128	11%	\$ 4.80
Tiverton Public Library	Tiverton	\$ 51,229	6%	\$ 3.13	\$ 190,139	23%	\$ 11.62
Warwick Public Library	Warwick	\$ 413,235	9%	\$ 5.65	\$ 904,395	19%	\$ 12.36
West Warwick Public Library	West Warwick	\$ 61,525	5%	\$ 1.98	\$ 242,240	19%	\$ 7.81
Westerly Public Library	Westerly	\$ 165,017	6%	\$ 7.06	\$ 864,056	29%	\$ 36.99
Willett Free Library	North Kingstown	\$ 9,507	8%	\$ 4.95	\$ 35,346	29%	\$ 18.41
Woonsocket Harris Public Library	Woonsocket	\$ 61,403	5%	\$ 1.42	\$ 270,067	20%	\$ 6.25
Total		\$ 4,420,740	7%	\$ 4.03	\$ 14,595,546	23%	\$ 13.30
Average		\$ 92,099	8%	\$ 4.93	\$ 304,074	22%	\$ 14.88
Median		\$ 56,178	8%	\$ 4.19	\$ 148,629	21%	\$ 10.67

Percentage breakdown of Total Operating Expenditures by category for each library.



Staff Expenditures by Library System FY2025

Location	Municipality	Number of Staff	Totals			
			Total Staff Expenditures	Staff % of Operating Expenditures	Staff Expenditures per capita	Total Operating Expenditures
Adams Public Library	Central Falls	9	\$ 144,816	66%	\$ 6.41	\$ 220,573
Ashaway Free Library	Hopkinton	6	\$ 79,806	59%	\$ 21.12	\$ 136,220
Barrington Public Library	Barrington	40	\$ 1,622,749	88%	\$ 94.60	\$ 1,846,561
Brownell Library, Home of Little Compton	Little Compton	4	\$ 215,524	74%	\$ 59.60	\$ 289,984
Clark Memorial Library	Richmond	8	\$ 104,289	62%	\$ 13.00	\$ 168,199
Community Libraries of Providence	Providence	75	\$ 4,539,562	71%	\$ 34.46	\$ 6,389,978
Coventry Public Library	Coventry	31	\$ 1,022,688	72%	\$ 28.66	\$ 1,420,253
Cranston Public Library	Cranston	83	\$ 3,334,598	79%	\$ 40.21	\$ 4,206,255
Cross' Mills Public Library	Charlestown	12	\$ 319,258	73%	\$ 39.92	\$ 439,391
Cumberland Public Library	Cumberland	33	\$ 1,447,972	75%	\$ 39.77	\$ 1,923,710
Davisville Free Library	North Kingstown	4	\$ 53,330	57%	\$ 8.90	\$ 92,768
East Greenwich Free Library	East Greenwich	16	\$ 590,914	74%	\$ 41.29	\$ 802,165
East Providence Public Library	East Providence	31	\$ 2,377,463	86%	\$ 50.44	\$ 2,776,161
East Smithfield Public Library	Smithfield	18	\$ 587,052	71%	\$ 61.95	\$ 822,671
Exeter Public Library	Exeter	6	\$ 221,151	68%	\$ 34.23	\$ 325,650
George Hail Free Library	Warren	12	\$ 271,279	70%	\$ 24.34	\$ 390,154
Glocester Manton Free Public Library	Glocester	7	\$ 176,975	73%	\$ 39.42	\$ 243,877
Greenville Public Library	Smithfield	19	\$ 734,280	63%	\$ 58.08	\$ 1,171,063
Harmony Library	Glocester	11	\$ 186,328	61%	\$ 33.97	\$ 305,853
Hope Library	Scituate	12	\$ 244,718	65%	\$ 57.85	\$ 375,575
Island Free Library	New Shoreham	7	\$ 433,120	70%	\$ 307.18	\$ 614,813
Jamestown Philomenian Library	Jamestown	12	\$ 411,035	67%	\$ 73.94	\$ 613,530
Jesse M. Smith Memorial Library	Burrillville	17	\$ 840,161	77%	\$ 68.14	\$ 1,091,252
Langworthy Public Library	Hopkinton	6	\$ 84,118	68%	\$ 18.21	\$ 123,939
Libraries of Foster	Foster	11	\$ 180,079	73%	\$ 40.30	\$ 245,112
Lincoln Public Library	Lincoln	22	\$ 1,044,333	76%	\$ 46.36	\$ 1,369,790
Loutit Library	West Greenwich	10	\$ 259,580	67%	\$ 39.76	\$ 389,763
Marian J. Mohr Memorial Library	Johnston	16	\$ 572,368	82%	\$ 19.36	\$ 700,555
Maury Loontjens Memorial Library	Narragansett	19	\$ 855,966	70%	\$ 58.90	\$ 1,215,108
Mayor Salvatore Mancini Union Free Library	North Providence	28	\$ 800,284	72%	\$ 23.46	\$ 1,105,422
Middletown Public Library	Middletown	16	\$ 581,923	61%	\$ 34.08	\$ 957,250
Newport Public Library	Newport	29	\$ 1,653,045	64%	\$ 65.69	\$ 2,588,642
North Kingstown Free Library	North Kingstown	18	\$ 1,234,939	72%	\$ 62.30	\$ 1,717,092
North Scituate Public Library	Scituate	17	\$ 289,104	72%	\$ 46.98	\$ 404,144
North Smithfield Public Library	North Smithfield	9	\$ 333,837	64%	\$ 26.52	\$ 525,342
Pascoag Free Public Library	Burrillville	7	\$ 104,650	70%	\$ 27.34	\$ 150,414
Pawtucket Public Library	Pawtucket	33	\$ 2,164,657	79%	\$ 28.63	\$ 2,742,459
Pontiac Free Library	Warwick	6	\$ 76,301	53%	\$ 7.92	\$ 144,774
Portsmouth Free Public Library	Portsmouth	20	\$ 538,265	71%	\$ 30.12	\$ 758,450
Providence Public Library	Providence	72	\$ 4,612,748	52%	\$ 77.93	\$ 8,828,660
Rogers Free Library	Bristol	33	\$ 925,974	82%	\$ 41.17	\$ 1,130,298
South Kingstown Public Library	South Kingstown	26	\$ 1,148,556	82%	\$ 35.97	\$ 1,404,052
Tiverton Public Library	Tiverton	17	\$ 594,237	71%	\$ 36.32	\$ 835,605
Warwick Public Library	Warwick	52	\$ 3,323,047	72%	\$ 45.40	\$ 4,640,677
West Warwick Public Library	West Warwick	24	\$ 952,972	76%	\$ 30.73	\$ 1,256,737
Westerly Public Library	Westerly	37	\$ 1,921,928	65%	\$ 82.28	\$ 2,951,001
Willett Free Library	North Kingstown	3	\$ 78,799	64%	\$ 41.04	\$ 123,652
Woonsocket Harris Public Library	Woonsocket	21	\$ 1,006,898	75%	\$ 23.29	\$ 1,338,368
Total		1,025	\$ 45,297,676	75%	\$ 41.28	\$ 64,313,962
Average		21	\$ 943,702	70%	\$ 46.41	\$ 1,339,874
Median		17	\$ 584,488	71%	\$ 39.77	\$ 812,418

Staff Expenditures by Library System FY2025

Location	Municipality	Salaries			Benefits			
		Salaries and Wage Expenditures	Salaries % of Staff Expenditures	Salaries and Wage Expenditures per capita	Employee Benefits Expenditures	Benefits % of Staff Expenditures	Benefits Expenditures per capita	Benefits Expenditures per employee
Adams Public Library	Central Falls	\$ 144,816	100%	\$ 6.41	\$ -	0%	\$ -	\$ -
Ashaway Free Library	Hopkinton	\$ 73,410	92%	\$ 19.43	\$ 6,396	8%	\$ 1.69	\$ 1,066
Barrington Public Library	Barrington	\$ 1,213,499	75%	\$ 70.75	\$ 409,250	25%	\$ 23.86	\$ 10,231
Brownell Library, Home of Little Compton	Little Compton	\$ 167,434	78%	\$ 46.30	\$ 48,090	22%	\$ 13.30	\$ 12,023
Clark Memorial Library	Richmond	\$ 96,012	92%	\$ 11.97	\$ 8,277	8%	\$ 1.03	\$ 1,035
Community Libraries of Providence	Providence	\$ 3,496,133	77%	\$ 26.54	\$ 1,043,429	23%	\$ 7.92	\$ 13,912
Coventry Public Library	Coventry	\$ 838,006	82%	\$ 23.48	\$ 184,682	18%	\$ 5.17	\$ 5,957
Cranston Public Library	Cranston	\$ 2,687,602	81%	\$ 32.41	\$ 646,996	19%	\$ 7.80	\$ 7,795
Cross' Mills Public Library	Charlestown	\$ 279,364	88%	\$ 34.93	\$ 39,894	12%	\$ 4.99	\$ 3,325
Cumberland Public Library	Cumberland	\$ 1,097,182	76%	\$ 30.14	\$ 350,790	24%	\$ 9.64	\$ 10,630
Davisville Free Library	North Kingstown	\$ 53,330	100%	\$ 8.90	\$ -	0%	\$ -	\$ -
East Greenwich Free Library	East Greenwich	\$ 542,422	92%	\$ 37.90	\$ 48,492	8%	\$ 3.39	\$ 3,031
East Providence Public Library	East Providence	\$ 1,591,972	67%	\$ 33.77	\$ 785,491	33%	\$ 16.66	\$ 25,338
East Smithfield Public Library	Smithfield	\$ 507,463	86%	\$ 53.55	\$ 79,589	14%	\$ 8.40	\$ 4,422
Exeter Public Library	Exeter	\$ 163,330	74%	\$ 25.28	\$ 57,821	26%	\$ 8.95	\$ 9,637
George Hail Free Library	Warren	\$ 259,167	96%	\$ 23.25	\$ 12,112	4%	\$ 1.09	\$ 1,009
Glocester Manton Free Public Library	Glocester	\$ 140,981	80%	\$ 31.41	\$ 35,994	20%	\$ 8.02	\$ 5,142
Greenville Public Library	Smithfield	\$ 554,756	76%	\$ 43.88	\$ 179,524	24%	\$ 14.20	\$ 9,449
Harmony Library	Glocester	\$ 166,881	90%	\$ 30.42	\$ 19,447	10%	\$ 3.55	\$ 1,768
Hope Library	Scituate	\$ 226,814	93%	\$ 53.62	\$ 17,904	7%	\$ 4.23	\$ 1,492
Island Free Library	New Shoreham	\$ 326,938	75%	\$ 231.87	\$ 106,182	25%	\$ 75.31	\$ 15,169
Jamestown Philomenian Library	Jamestown	\$ 332,778	81%	\$ 59.86	\$ 78,257	19%	\$ 14.08	\$ 6,521
Jesse M. Smith Memorial Library	Burrillville	\$ 651,283	78%	\$ 52.82	\$ 188,878	22%	\$ 15.32	\$ 11,110
Langworthy Public Library	Hopkinton	\$ 77,565	92%	\$ 16.79	\$ 6,553	8%	\$ 1.42	\$ 1,092
Libraries of Foster	Foster	\$ 173,556	96%	\$ 38.84	\$ 6,523	4%	\$ 1.46	\$ 593
Lincoln Public Library	Lincoln	\$ 764,947	73%	\$ 33.95	\$ 279,386	27%	\$ 12.40	\$ 12,699
Louttit Library	West Greenwich	\$ 199,925	77%	\$ 30.63	\$ 59,655	23%	\$ 9.14	\$ 5,966
Marian J. Mohr Memorial Library	Johnston	\$ 355,973	62%	\$ 12.04	\$ 216,395	38%	\$ 7.32	\$ 13,525
Maury Loontjens Memorial Library	Narragansett	\$ 496,434	58%	\$ 34.16	\$ 359,532	42%	\$ 24.74	\$ 18,923
Mayor Salvatore Mancini Union Free Library	North Providence	\$ 800,284	100%	\$ 23.46	\$ -	0%	\$ -	\$ -
Middletown Public Library	Middletown	\$ 474,383	82%	\$ 27.78	\$ 107,540	18%	\$ 6.30	\$ 6,721
Newport Public Library	Newport	\$ 1,272,633	77%	\$ 50.58	\$ 380,412	23%	\$ 15.12	\$ 13,118
North Kingstown Free Library	North Kingstown	\$ 851,737	69%	\$ 42.97	\$ 383,202	31%	\$ 19.33	\$ 21,289
North Scituate Public Library	Scituate	\$ 268,559	93%	\$ 43.64	\$ 20,545	7%	\$ 3.34	\$ 1,209
North Smithfield Public Library	North Smithfield	\$ 295,822	89%	\$ 23.50	\$ 38,015	11%	\$ 3.02	\$ 4,224
Pascoag Free Public Library	Burrillville	\$ 88,211	84%	\$ 23.04	\$ 16,439	16%	\$ 4.29	\$ 2,348
Pawtucket Public Library	Pawtucket	\$ 1,451,646	67%	\$ 19.20	\$ 713,011	33%	\$ 9.43	\$ 21,606
Pontiac Free Library	Warwick	\$ 76,301	100%	\$ 7.92	\$ -	0%	\$ -	\$ -
Portsmouth Free Public Library	Portsmouth	\$ 440,220	82%	\$ 24.63	\$ 98,045	18%	\$ 5.49	\$ 4,902
Providence Public Library	Providence	\$ 3,921,284	85%	\$ 66.25	\$ 691,464	15%	\$ 11.68	\$ 9,604
Rogers Free Library	Bristol	\$ 749,032	81%	\$ 33.30	\$ 176,942	19%	\$ 7.87	\$ 5,362
South Kingstown Public Library	South Kingstown	\$ 857,391	75%	\$ 26.85	\$ 291,165	25%	\$ 9.12	\$ 11,199
Tiverton Public Library	Tiverton	\$ 475,954	80%	\$ 29.09	\$ 118,283	20%	\$ 7.23	\$ 6,958
Warwick Public Library	Warwick	\$ 2,081,936	63%	\$ 28.44	\$ 1,241,111	37%	\$ 16.96	\$ 23,868
West Warwick Public Library	West Warwick	\$ 765,416	80%	\$ 24.68	\$ 187,556	20%	\$ 6.05	\$ 7,815
Westerly Public Library	Westerly	\$ 1,617,699	84%	\$ 69.25	\$ 304,229	16%	\$ 13.02	\$ 8,222
Willett Free Library	North Kingstown	\$ 78,799	100%	\$ 41.04	\$ -	0%	\$ -	\$ -
Woonsocket Harris Public Library	Woonsocket	\$ 665,679	66%	\$ 15.39	\$ 341,219	34%	\$ 7.89	\$ 16,249
Total		\$ 34,912,959	77%	\$ 31.81	\$ 10,384,717	23%	\$ 9.46	\$ 10,131
Average		\$ 727,353	82%	\$ 37.01	\$ 216,348	18%	\$ 9.40	\$ 7,866
Median		\$ 475,169	81%	\$ 30.53	\$ 102,114	19%	\$ 7.83	\$ 6,621

Staff Expenditures by Library System by OSL Population FY2025

Location	Municipality	LSA Population	Number of Staff	Totals			
				Total Staff Expenditures	Staff % of Operating Expenditures	Staff Expenditures per capita	Total Operating Expenditures
40,000+							
Community Libraries of Providence	Providence	131,744	75	\$ 4,539,562	71%	\$ 34.46	\$ 6,389,978
Cranston Public Library	Cranston	82,934	83	\$ 3,334,598	79%	\$ 40.21	\$ 4,206,255
Pawtucket Public Library	Pawtucket	75,604	33	\$ 2,164,657	79%	\$ 28.63	\$ 2,742,459
Warwick Public Library	Warwick	73,192	52	\$ 3,323,047	72%	\$ 45.40	\$ 4,640,677
Providence Public Library	Providence	59,190	72	\$ 4,612,748	52%	\$ 77.93	\$ 8,828,660
East Providence Public Library	East Providence	47,139	31	\$ 2,377,463	86%	\$ 50.44	\$ 2,776,161
Woonsocket Harris Public Library	Woonsocket	43,240	21	\$ 1,006,898	75%	\$ 23.29	\$ 1,338,368
20,000 - 39,999							
Cumberland Public Library	Cumberland	36,405	33	\$ 1,447,972	75%	\$ 39.77	\$ 1,923,710
Coventry Public Library	Coventry	35,688	31	\$ 1,022,688	72%	\$ 28.66	\$ 1,420,253
Mayor Salvatore Mancini Union Free Library	North Providence	34,114	28	\$ 800,284	72%	\$ 23.46	\$ 1,105,422
South Kingstown Public Library	South Kingstown	31,931	26	\$ 1,148,556	82%	\$ 35.97	\$ 1,404,052
West Warwick Public Library	West Warwick	31,012	24	\$ 952,972	76%	\$ 30.73	\$ 1,256,737
Marian J. Mohr Memorial Library	Johnston	29,568	16	\$ 572,368	82%	\$ 19.36	\$ 700,555
Newport Public Library	Newport	25,163	29	\$ 1,653,045	64%	\$ 65.69	\$ 2,588,642
Westerly Public Library	Westerly	23,359	37	\$ 1,921,928	65%	\$ 82.28	\$ 2,951,001
Adams Public Library	Central Falls	22,583	9	\$ 144,816	66%	\$ 6.41	\$ 220,573
Lincoln Public Library	Lincoln	22,529	22	\$ 1,044,333	76%	\$ 46.36	\$ 1,369,790
Rogers Free Library	Bristol	22,493	33	\$ 925,974	82%	\$ 41.17	\$ 1,130,298
10,000 - 19,999							
North Kingstown Free Library	North Kingstown	19,821	18	\$ 1,234,939	72%	\$ 62.30	\$ 1,717,092
Portsmouth Free Public Library	Portsmouth	17,871	20	\$ 538,265	71%	\$ 30.12	\$ 758,450
Barrington Public Library	Barrington	17,153	40	\$ 1,622,749	88%	\$ 94.60	\$ 1,846,561
Middletown Public Library	Middletown	17,075	16	\$ 581,923	61%	\$ 34.08	\$ 957,250
Tiverton Public Library	Tiverton	16,359	17	\$ 594,237	71%	\$ 36.32	\$ 835,605
Maury Loontjens Memorial Library	Narragansett	14,532	19	\$ 855,966	70%	\$ 58.90	\$ 1,215,108
East Greenwich Free Library	East Greenwich	14,312	16	\$ 590,914	74%	\$ 41.29	\$ 802,165
Greenville Public Library	Smithfield	12,642	19	\$ 734,280	63%	\$ 58.08	\$ 1,171,063
North Smithfield Public Library	North Smithfield	12,588	9	\$ 333,837	64%	\$ 26.52	\$ 525,342
Jesse M. Smith Memorial Library	Burrillville	12,330	17	\$ 840,161	77%	\$ 68.14	\$ 1,091,252
George Hail Free Library	Warren	11,147	12	\$ 271,279	70%	\$ 24.34	\$ 390,154

Staff Expenditures by Library System by OSL Population FY2025

Location	Municipality	LSA Population	Number of Staff	Totals			
				Total Staff Expenditures	Staff % of Operating Expenditures	Staff Expenditures per capita	Total Operating Expenditures
5,000 - 9,999							
Pontiac Free Library	Warwick	9,631	6	\$ 76,301	53%	\$ 7.92	\$ 144,774
East Smithfield Public Library	Smithfield	9,476	18	\$ 587,052	71%	\$ 61.95	\$ 822,671
Clark Memorial Library	Richmond	8,020	8	\$ 104,289	62%	\$ 13.00	\$ 168,199
Cross' Mills Public Library	Charlestown	7,997	12	\$ 319,258	73%	\$ 39.92	\$ 439,391
Loutit Library	West Greenwich	6,528	10	\$ 259,580	67%	\$ 39.76	\$ 389,763
Exeter Public Library	Exeter	6,460	6	\$ 221,151	68%	\$ 34.23	\$ 325,650
North Scituate Public Library	Scituate	6,154	17	\$ 289,104	72%	\$ 46.98	\$ 404,144
Davisville Free Library	North Kingstown	5,991	4	\$ 53,330	57%	\$ 8.90	\$ 92,768
Jamestown Philomenian Library	Jamestown	5,559	12	\$ 411,035	67%	\$ 73.94	\$ 613,530
Harmony Library	Glocester	5,485	11	\$ 186,328	61%	\$ 33.97	\$ 305,853
Below 5,000							
Langworthy Public Library	Hopkinton	4,620	6	\$ 84,118	68%	\$ 18.21	\$ 123,939
Glocester Manton Free Public Library	Glocester	4,489	7	\$ 176,975	73%	\$ 39.42	\$ 243,877
Libraries of Foster	Foster	4,469	11	\$ 180,079	73%	\$ 40.30	\$ 245,112
Hope Library	Scituate	4,230	12	\$ 244,718	65%	\$ 57.85	\$ 375,575
Pascoag Free Public Library	Burrillville	3,828	7	\$ 104,650	70%	\$ 27.34	\$ 150,414
Ashaway Free Library	Hopkinton	3,778	6	\$ 79,806	59%	\$ 21.12	\$ 136,220
Brownell Library, Home of Little Compton	Little Compton	3,616	4	\$ 215,524	74%	\$ 59.60	\$ 289,984
Willett Free Library	North Kingstown	1,920	3	\$ 78,799	64%	\$ 41.04	\$ 123,652
Island Free Library	New Shoreham	1,410	7	\$ 433,120	70%	\$ 307.18	\$ 614,813
Total		1,097,379	1,025	\$ 45,297,676	70%	\$ 41.28	\$ 64,313,962
Average		22,862	21	\$ 943,702	70%	\$ 46.41	\$ 1,339,874
Median		14,422	17	\$ 584,488	71%	\$ 39.77	\$ 812,418

Staff Expenditures by Library System by OSL Population FY2025

Location	Municipality	LSA Population	Salaries			Benefits			
			Salaries and Wage Expenditures	Salaries % of Staff Expenditures	Salaries and Wage Expenditures per capita	Employee Benefits Expenditures	Benefits % of Staff Expenditures	Benefits Expenditures per capita	Benefits Expenditures per employee
40,000+									
Community Libraries of Providence	Providence	131,744	\$ 3,496,133	77%	\$ 26.54	\$ 1,043,429	23%	\$ 7.92	\$ 13,912
Cranston Public Library	Cranston	82,934	\$ 2,687,602	81%	\$ 32.41	\$ 646,996	19%	\$ 7.80	\$ 7,795
Pawtucket Public Library	Pawtucket	75,604	\$ 1,451,646	67%	\$ 19.20	\$ 713,011	33%	\$ 9.43	\$ 21,606
Warwick Public Library	Warwick	73,192	\$ 2,081,936	63%	\$ 28.44	\$ 1,241,111	37%	\$ 16.96	\$ 23,868
Providence Public Library	Providence	59,190	\$ 3,921,284	85%	\$ 66.25	\$ 691,464	15%	\$ 11.68	\$ 9,604
East Providence Public Library	East Providence	47,139	\$ 1,591,972	67%	\$ 33.77	\$ 785,491	33%	\$ 16.66	\$ 25,338
Woonsocket Harris Public Library	Woonsocket	43,240	\$ 665,679	66%	\$ 15.39	\$ 341,219	34%	\$ 7.89	\$ 16,249
20,000 - 39,999									
Cumberland Public Library	Cumberland	36,405	\$ 1,097,182	76%	\$ 30.14	\$ 350,790	24%	\$ 9.64	\$ 10,630
Coventry Public Library	Coventry	35,688	\$ 838,006	82%	\$ 23.48	\$ 184,682	18%	\$ 5.17	\$ 5,957
Mayor Salvatore Mancini Union Free Library	North Providence	34,114	\$ 800,284	100%	\$ 23.46	\$ -	0%	\$ -	\$ -
South Kingstown Public Library	South Kingstown	31,931	\$ 857,391	75%	\$ 26.85	\$ 291,165	25%	\$ 9.12	\$ 11,199
West Warwick Public Library	West Warwick	31,012	\$ 765,416	80%	\$ 24.68	\$ 187,556	20%	\$ 6.05	\$ 7,815
Marian J. Mohr Memorial Library	Johnston	29,568	\$ 355,973	62%	\$ 12.04	\$ 216,395	38%	\$ 7.32	\$ 13,525
Newport Public Library	Newport	25,163	\$ 1,272,633	77%	\$ 50.58	\$ 380,412	23%	\$ 15.12	\$ 13,118
Westerly Public Library	Westerly	23,359	\$ 1,617,699	84%	\$ 69.25	\$ 304,229	16%	\$ 13.02	\$ 8,222
Adams Public Library	Central Falls	22,583	\$ 144,816	100%	\$ 6.41	\$ -	0%	\$ -	\$ -
Lincoln Public Library	Lincoln	22,529	\$ 764,947	73%	\$ 33.95	\$ 279,386	27%	\$ 12.40	\$ 12,699
Rogers Free Library	Bristol	22,493	\$ 749,032	81%	\$ 33.30	\$ 176,942	19%	\$ 7.87	\$ 5,362
10,000 - 19,999									
North Kingstown Free Library	North Kingstown	19,821	\$ 851,737	69%	\$ 42.97	\$ 383,202	31%	\$ 19.33	\$ 21,289
Portsmouth Free Public Library	Portsmouth	17,871	\$ 440,220	82%	\$ 24.63	\$ 98,045	18%	\$ 5.49	\$ 4,902
Barrington Public Library	Barrington	17,153	\$ 1,213,499	75%	\$ 70.75	\$ 409,250	25%	\$ 23.86	\$ 10,231
Middletown Public Library	Middletown	17,075	\$ 474,383	82%	\$ 27.78	\$ 107,540	18%	\$ 6.30	\$ 6,721
Tiverton Public Library	Tiverton	16,359	\$ 475,954	80%	\$ 29.09	\$ 118,283	20%	\$ 7.23	\$ 6,958
Maury Loontjens Memorial Library	Narragansett	14,532	\$ 496,434	58%	\$ 34.16	\$ 359,532	42%	\$ 24.74	\$ 18,923
East Greenwich Free Library	East Greenwich	14,312	\$ 542,422	92%	\$ 37.90	\$ 48,492	8%	\$ 3.39	\$ 3,031
Greenville Public Library	Smithfield	12,642	\$ 554,756	76%	\$ 43.88	\$ 179,524	24%	\$ 14.20	\$ 9,449
North Smithfield Public Library	North Smithfield	12,588	\$ 295,822	89%	\$ 23.50	\$ 38,015	11%	\$ 3.02	\$ 4,224
Jesse M. Smith Memorial Library	Burrillville	12,330	\$ 651,283	78%	\$ 52.82	\$ 188,878	22%	\$ 15.32	\$ 11,110
George Hail Free Library	Warren	11,147	\$ 259,167	96%	\$ 23.25	\$ 12,112	4%	\$ 1.09	\$ 1,009

Staff Expenditures by Library System by OSL Population FY2025

Location	Municipality	LSA Population	Salaries			Benefits			
			Salaries and Wage Expenditures	Salaries % of Staff Expenditures	Salaries and Wage Expenditures per capita	Employee Benefits Expenditures	Benefits % of Staff Expenditures	Benefits Expenditures per capita	Benefits Expenditures per employee
5,000 - 9,999									
Pontiac Free Library	Warwick	9,631	\$ 76,301	100%	\$ 7.92	\$ -	0%	\$ -	\$ -
East Smithfield Public Library	Smithfield	9,476	\$ 507,463	86%	\$ 53.55	\$ 79,589	14%	\$ 8.40	\$ 4,422
Clark Memorial Library	Richmond	8,020	\$ 96,012	92%	\$ 11.97	\$ 8,277	8%	\$ 1.03	\$ 1,035
Cross' Mills Public Library	Charlestown	7,997	\$ 279,364	88%	\$ 34.93	\$ 39,894	12%	\$ 4.99	\$ 3,325
Louttit Library	West Greenwich	6,528	\$ 199,925	77%	\$ 30.63	\$ 59,655	23%	\$ 9.14	\$ 5,966
Exeter Public Library	Exeter	6,460	\$ 163,330	74%	\$ 25.28	\$ 57,821	26%	\$ 8.95	\$ 9,637
North Scituate Public Library	Scituate	6,154	\$ 268,559	93%	\$ 43.64	\$ 20,545	7%	\$ 3.34	\$ 1,209
Davisville Free Library	North Kingstown	5,991	\$ 53,330	100%	\$ 8.90	\$ -	0%	\$ -	\$ -
Jamestown Philomenian Library	Jamestown	5,559	\$ 332,778	81%	\$ 59.86	\$ 78,257	19%	\$ 14.08	\$ 6,521
Harmony Library	Glocester	5,485	\$ 166,881	90%	\$ 30.42	\$ 19,447	10%	\$ 3.55	\$ 1,768
Below 5,000									
Langworthy Public Library	Hopkinton	4,620	\$ 77,565	92%	\$ 16.79	\$ 6,553	8%	\$ 1.42	\$ 1,092
Glocester Manton Free Public Library	Glocester	4,489	\$ 140,981	80%	\$ 31.41	\$ 35,994	20%	\$ 8.02	\$ 5,142
Libraries of Foster	Foster	4,469	\$ 173,556	96%	\$ 38.84	\$ 6,523	4%	\$ 1.46	\$ 593
Hope Library	Scituate	4,230	\$ 226,814	93%	\$ 53.62	\$ 17,904	7%	\$ 4.23	\$ 1,492
Pascoag Free Public Library	Burrillville	3,828	\$ 88,211	84%	\$ 23.04	\$ 16,439	16%	\$ 4.29	\$ 2,348
Ashaway Free Library	Hopkinton	3,778	\$ 73,410	92%	\$ 19.43	\$ 6,396	8%	\$ 1.69	\$ 1,066
Brownell Library, Home of Little Compton	Little Compton	3,616	\$ 167,434	78%	\$ 46.30	\$ 48,090	22%	\$ 13.30	\$ 12,023
Willett Free Library	North Kingstown	1,920	\$ 78,799	100%	\$ 41.04	\$ -	0%	\$ -	\$ -
Island Free Library	New Shoreham	1,410	\$ 326,938	75%	\$ 231.87	\$ 106,182	25%	\$ 75.31	\$ 15,169
Total		1,097,379	\$ 34,912,959	77%	\$ 31.81	\$ 10,384,717	23%	\$ 9.46	\$ 10,131
Average		22,862	\$ 727,353	82%	\$ 37.01	\$ 216,348	18%	\$ 9.40	\$ 7,866
Median		14,422	\$ 475,169	81%	\$ 30.53	\$ 102,114	19%	\$ 7.83	\$ 6,621

Collection Expenditures by Library System FY2025

Location	Municipality	Totals				Print		
		Total Collection Expenditures	Collection % of Total Operating Expenditures	Collection Expenditures per capita	Total Operating Expenditures	Print Materials Expenditures	Print % of Collection Expenditures	Print Expenditures per capita
Adams Public Library	Central Falls	\$ 10,548	5%	\$ 0.47	\$ 220,573	\$ 563	5%	\$ 0.02
Ashaway Free Library	Hopkinton	\$ 11,416	8%	\$ 3.02	\$ 136,220	\$ 7,052	62%	\$ 1.87
Barrington Public Library	Barrington	\$ 125,656	7%	\$ 7.33	\$ 1,846,561	\$ 76,875	61%	\$ 4.48
Brownell Library, Home of Little Compton	Little Compton	\$ 53,378	18%	\$ 14.76	\$ 289,984	\$ 38,083	71%	\$ 10.53
Clark Memorial Library	Richmond	\$ 15,362	9%	\$ 1.92	\$ 168,199	\$ 8,216	53%	\$ 1.02
Community Libraries of Providence	Providence	\$ 264,982	4%	\$ 2.01	\$ 6,389,978	\$ 93,721	35%	\$ 0.71
Coventry Public Library	Coventry	\$ 150,253	11%	\$ 4.21	\$ 1,420,253	\$ 66,679	44%	\$ 1.87
Cranston Public Library	Cranston	\$ 251,390	6%	\$ 3.03	\$ 4,206,255	\$ 163,171	65%	\$ 1.97
Cross' Mills Public Library	Charlestown	\$ 33,288	8%	\$ 4.16	\$ 439,391	\$ 14,831	45%	\$ 1.85
Cumberland Public Library	Cumberland	\$ 156,543	8%	\$ 4.30	\$ 1,923,710	\$ 77,331	49%	\$ 2.12
Davisville Free Library	North Kingstown	\$ 6,377	7%	\$ 1.06	\$ 92,768	\$ 2,284	36%	\$ 0.38
East Greenwich Free Library	East Greenwich	\$ 65,941	8%	\$ 4.61	\$ 802,165	\$ 35,081	53%	\$ 2.45
East Providence Public Library	East Providence	\$ 154,353	6%	\$ 3.27	\$ 2,776,161	\$ 110,301	71%	\$ 2.34
East Smithfield Public Library	Smithfield	\$ 77,978	9%	\$ 8.23	\$ 822,671	\$ 43,925	56%	\$ 4.64
Exeter Public Library	Exeter	\$ 31,819	10%	\$ 4.93	\$ 325,650	\$ 21,675	68%	\$ 3.36
George Hail Free Library	Warren	\$ 31,340	8%	\$ 2.81	\$ 390,154	\$ 20,640	66%	\$ 1.85
Glocester Manton Free Public Library	Glocester	\$ 15,324	6%	\$ 3.41	\$ 243,877	\$ 9,592	63%	\$ 2.14
Greenville Public Library	Smithfield	\$ 111,330	10%	\$ 8.81	\$ 1,171,063	\$ 78,113	70%	\$ 6.18
Harmony Library	Glocester	\$ 23,123	8%	\$ 4.22	\$ 305,853	\$ 11,277	49%	\$ 2.06
Hope Library	Scituate	\$ 34,311	9%	\$ 8.11	\$ 375,575	\$ 27,949	81%	\$ 6.61
Island Free Library	New Shoreham	\$ 23,001	4%	\$ 16.31	\$ 614,813	\$ 17,639	77%	\$ 12.51
Jamestown Philomenian Library	Jamestown	\$ 57,216	9%	\$ 10.29	\$ 613,530	\$ 28,885	50%	\$ 5.20
Jesse M. Smith Memorial Library	Burrillville	\$ 46,876	4%	\$ 3.80	\$ 1,091,252	\$ 24,552	52%	\$ 1.99
Langworthy Public Library	Hopkinton	\$ 7,671	6%	\$ 1.66	\$ 123,939	\$ 3,514	46%	\$ 0.76
Libraries of Foster	Foster	\$ 15,147	6%	\$ 3.39	\$ 245,112	\$ 8,000	53%	\$ 1.79
Lincoln Public Library	Lincoln	\$ 177,384	13%	\$ 7.87	\$ 1,369,790	\$ 88,509	50%	\$ 3.93
Louttit Library	West Greenwich	\$ 52,886	14%	\$ 8.10	\$ 389,763	\$ 28,883	55%	\$ 4.42
Marian J. Mohr Memorial Library	Johnston	\$ 29,986	4%	\$ 1.01	\$ 700,555	\$ 14,309	48%	\$ 0.48
Maury Loontjens Memorial Library	Narragansett	\$ 97,230	8%	\$ 6.69	\$ 1,215,108	\$ 66,829	69%	\$ 4.60
Mayor Salvatore Mancini Union Free Library	North Providence	\$ 107,262	10%	\$ 3.14	\$ 1,105,422	\$ 68,182	64%	\$ 2.00
Middletown Public Library	Middletown	\$ 77,033	8%	\$ 4.51	\$ 957,250	\$ 43,163	56%	\$ 2.53
Newport Public Library	Newport	\$ 247,780	10%	\$ 9.85	\$ 2,588,642	\$ 125,046	50%	\$ 4.97
North Kingstown Free Library	North Kingstown	\$ 162,022	9%	\$ 8.17	\$ 1,717,092	\$ 65,582	40%	\$ 3.31
North Scituate Public Library	Scituate	\$ 31,891	8%	\$ 5.18	\$ 404,144	\$ 19,437	61%	\$ 3.16
North Smithfield Public Library	North Smithfield	\$ 59,524	11%	\$ 4.73	\$ 525,342	\$ 34,288	58%	\$ 2.72
Pascoag Free Public Library	Burrillville	\$ 10,864	7%	\$ 2.84	\$ 150,414	\$ 5,667	52%	\$ 1.48
Pawtucket Public Library	Pawtucket	\$ 172,334	6%	\$ 2.28	\$ 2,742,459	\$ 60,127	35%	\$ 0.80
Pontiac Free Library	Warwick	\$ 20,385	14%	\$ 2.12	\$ 144,774	\$ 13,730	67%	\$ 1.43
Portsmouth Free Public Library	Portsmouth	\$ 47,923	6%	\$ 2.68	\$ 758,450	\$ 33,420	70%	\$ 1.87
Providence Public Library	Providence	\$ 432,189	5%	\$ 7.30	\$ 8,828,660	\$ 315,958	73%	\$ 5.34
Rogers Free Library	Bristol	\$ 55,140	5%	\$ 2.45	\$ 1,130,298	\$ 33,650	61%	\$ 1.50
South Kingstown Public Library	South Kingstown	\$ 102,368	7%	\$ 3.21	\$ 1,404,052	\$ 61,119	60%	\$ 1.91
Tiverton Public Library	Tiverton	\$ 51,229	6%	\$ 3.13	\$ 835,605	\$ 29,912	58%	\$ 1.83
Warwick Public Library	Warwick	\$ 413,235	9%	\$ 5.65	\$ 4,640,677	\$ 167,807	41%	\$ 2.29
West Warwick Public Library	West Warwick	\$ 61,525	5%	\$ 1.98	\$ 1,256,737	\$ 34,989	57%	\$ 1.13
Westerly Public Library	Westerly	\$ 165,017	6%	\$ 7.06	\$ 2,951,001	\$ 74,607	45%	\$ 3.19
Willett Free Library	North Kingstown	\$ 9,507	8%	\$ 4.95	\$ 123,652	\$ 5,366	56%	\$ 2.79
Woonsocket Harris Public Library	Woonsocket	\$ 61,403	5%	\$ 1.42	\$ 1,338,368	\$ 24,459	40%	\$ 0.57
Total		\$ 4,420,740	7%	\$ 4.03	\$ 64,313,962	\$ 2,404,988	54%	\$ 2.19
Average		\$ 92,099	8%	\$ 4.93	\$ 1,339,874	\$ 50,104	55%	\$ 2.89
Median		\$ 56,178	8%	\$ 4.19	\$ 812,418	\$ 33,535	56%	\$ 2.09

Collection Expenditures by Library System FY2025

Location	Municipality	eBooks			Other Electronic Collection				
		OSL eZone Fee	Additional OverDrive Expenditures	Other eBooks Expenditures	OSL Database Fee	Other Electronic Content Expenditures	Total Electronic Content Expenditures (K+L+M+N+O)	Total Electronic % of Collection Expenditures	Total Electronic Collection Expenditures per capita
Adams Public Library	Central Falls	\$ 8,309	\$ -	\$ -	\$ 1,676	\$ -	\$ 9,985	95%	\$ 0.44
Ashaway Free Library	Hopkinton	\$ 3,233	\$ -	\$ -	\$ 652	\$ -	\$ 3,885	34%	\$ 1.03
Barrington Public Library	Barrington	\$ 7,500	\$ 18,194	\$ -	\$ 1,513	\$ 17,084	\$ 44,291	35%	\$ 2.58
Brownell Library, Home of Little Compton	Little Compton	\$ 3,233	\$ 11,200	\$ -	\$ 652	\$ -	\$ 15,085	28%	\$ 4.17
Clark Memorial Library	Richmond	\$ 3,726	\$ -	\$ -	\$ 752	\$ -	\$ 4,478	29%	\$ 0.56
Community Libraries of Providence	Providence	\$ 57,846	\$ -	\$ 7,495	\$ 11,667	\$ 79,840	\$ 156,848	59%	\$ 1.19
Coventry Public Library	Coventry	\$ 15,159	\$ 10,572	\$ -	\$ 3,057	\$ 29,517	\$ 58,305	39%	\$ 1.63
Cranston Public Library	Cranston	\$ 34,681	\$ 14,253	\$ -	\$ 6,994	\$ 9,337	\$ 65,265	26%	\$ 0.79
Cross' Mills Public Library	Charlestown	\$ 3,717	\$ 6,345	\$ -	\$ 750	\$ 6,097	\$ 16,909	51%	\$ 2.11
Cumberland Public Library	Cumberland	\$ 15,455	\$ 21,161	\$ -	\$ 3,117	\$ 17,507	\$ 57,240	37%	\$ 1.57
Davisville Free Library	North Kingstown	\$ 3,233	\$ -	\$ -	\$ 652	\$ -	\$ 3,885	61%	\$ 0.65
East Greenwich Free Library	East Greenwich	\$ 6,326	\$ -	\$ 15,247	\$ 1,276	\$ 1,611	\$ 24,460	37%	\$ 1.71
East Providence Public Library	East Providence	\$ 19,890	\$ 995	\$ 1,991	\$ 4,011	\$ 12,386	\$ 39,273	25%	\$ 0.83
East Smithfield Public Library	Smithfield	\$ 3,510	\$ -	\$ 1,148	\$ 708	\$ 8,436	\$ 13,802	18%	\$ 1.46
Exeter Public Library	Exeter	\$ 3,233	\$ -	\$ 302	\$ 652	\$ -	\$ 4,187	13%	\$ 0.65
George Hail Free Library	Warren	\$ 5,019	\$ -	\$ -	\$ 1,012	\$ 4,169	\$ 10,200	33%	\$ 0.92
Glocester Manton Free Public Library	Glocester	\$ 3,233	\$ 1,000	\$ -	\$ 652	\$ -	\$ 4,885	32%	\$ 1.09
Greenville Public Library	Smithfield	\$ 6,454	\$ -	\$ 1,187	\$ 1,302	\$ 14,500	\$ 23,443	21%	\$ 1.85
Harmony Library	Glocester	\$ 3,233	\$ -	\$ 4,761	\$ 652	\$ 1,200	\$ 9,846	43%	\$ 1.80
Hope Library	Scituate	\$ 3,233	\$ -	\$ -	\$ 652	\$ 1,185	\$ 5,070	15%	\$ 1.20
Island Free Library	New Shoreham	\$ 3,233	\$ -	\$ -	\$ 652	\$ -	\$ 3,885	17%	\$ 2.76
Jamestown Philomenian Library	Jamestown	\$ 3,233	\$ 7,127	\$ 1,818	\$ 652	\$ 11,012	\$ 23,842	42%	\$ 4.29
Jesse M. Smith Memorial Library	Burrillville	\$ 6,294	\$ 2,800	\$ -	\$ 1,269	\$ 11,570	\$ 21,933	47%	\$ 1.78
Langworthy Public Library	Hopkinton	\$ 3,233	\$ -	\$ -	\$ 652	\$ -	\$ 3,885	51%	\$ 0.84
Libraries of Foster	Foster	\$ 3,233	\$ 1,900	\$ -	\$ 652	\$ 1,362	\$ 7,147	47%	\$ 1.60
Lincoln Public Library	Lincoln	\$ 9,722	\$ 37,618	\$ 675	\$ 1,961	\$ 31,590	\$ 81,566	46%	\$ 3.62
Loutit Library	West Greenwich	\$ 3,233	\$ 9,563	\$ 5,128	\$ 652	\$ 989	\$ 19,565	37%	\$ 3.00
Marian J. Mohr Memorial Library	Johnston	\$ 12,630	\$ 500	\$ -	\$ 2,547	\$ -	\$ 15,677	52%	\$ 0.53
Maury Looitjens Memorial Library	Narragansett	\$ 6,417	\$ 4,587	\$ -	\$ 1,294	\$ 14,673	\$ 26,971	28%	\$ 1.86
Mayor Salvatore Mancini Union Free Library	North Providence	\$ 14,508	\$ -	\$ -	\$ 2,926	\$ 20,334	\$ 37,768	35%	\$ 1.11
Middletown Public Library	Middletown	\$ 7,468	\$ 1,500	\$ -	\$ 1,506	\$ 16,450	\$ 26,924	35%	\$ 1.58
Newport Public Library	Newport	\$ 10,810	\$ 34,947	\$ -	\$ 2,180	\$ 46,271	\$ 94,208	38%	\$ 3.74
North Kingstown Free Library	North Kingstown	\$ 11,007	\$ 5,949	\$ 6,667	\$ 2,220	\$ 55,302	\$ 81,145	50%	\$ 4.09
North Scituate Public Library	Scituate	\$ 3,233	\$ 3,000	\$ -	\$ 652	\$ 3,011	\$ 9,896	31%	\$ 1.61
North Smithfield Public Library	North Smithfield	\$ 5,614	\$ -	\$ -	\$ 1,132	\$ 5,251	\$ 11,997	20%	\$ 0.95
Pascoag Free Public Library	Burrillville	\$ 3,233	\$ -	\$ -	\$ 652	\$ -	\$ 3,885	36%	\$ 1.01
Pawtucket Public Library	Pawtucket	\$ 29,145	\$ 16,587	\$ -	\$ 5,878	\$ 44,206	\$ 95,816	56%	\$ 1.27
Pontiac Free Library	Warwick	\$ 3,233	\$ 1,000	\$ -	\$ 652	\$ 380	\$ 5,265	26%	\$ 0.55
Portsmouth Free Public Library	Portsmouth	\$ 7,797	\$ 500	\$ 297	\$ 1,572	\$ 3,650	\$ 13,816	29%	\$ 0.77
Providence Public Library	Providence	\$ 21,872	\$ -	\$ -	\$ 4,411	\$ 82,863	\$ 109,146	25%	\$ 1.84
Rogers Free Library	Bristol	\$ 9,707	\$ 4,099	\$ -	\$ 1,958	\$ -	\$ 15,764	29%	\$ 0.70
South Kingstown Public Library	South Kingstown	\$ 13,606	\$ 4,742	\$ -	\$ 2,744	\$ 15,164	\$ 36,256	35%	\$ 1.14
Tiverton Public Library	Tiverton	\$ 7,172	\$ 7,675	\$ -	\$ 1,446	\$ 1,467	\$ 17,760	35%	\$ 1.09
Warwick Public Library	Warwick	\$ 33,582	\$ 41,492	\$ 12,842	\$ 6,773	\$ 118,962	\$ 213,651	52%	\$ 2.92
West Warwick Public Library	West Warwick	\$ 13,227	\$ 60	\$ 1,375	\$ 2,668	\$ 628	\$ 17,958	29%	\$ 0.58
Westerly Public Library	Westerly	\$ 11,188	\$ 20,815	\$ 1,000	\$ 2,256	\$ 16,688	\$ 51,947	31%	\$ 2.22
Willett Free Library	North Kingstown	\$ 3,233	\$ -	\$ -	\$ 652	\$ 256	\$ 4,141	44%	\$ 2.16
Woonsocket Harris Public Library	Woonsocket	\$ 18,279	\$ -	\$ -	\$ 3,687	\$ 4,305	\$ 26,271	43%	\$ 0.61
Total		\$ 489,365	\$ 290,181	\$ 61,933	\$ 98,695	\$ 709,253	\$ 1,649,427	37%	\$ 1.50
Average		\$ 10,195	\$ 6,045	\$ 1,290	\$ 2,056	\$ 14,776	\$ 34,363	37%	\$ 1.63
Median		\$ 6,436	\$ 998	\$ -	\$ 1,298	\$ 4,237	\$ 17,859	35%	\$ 1.36

Collection Expenditures by Library System FY2025

Location	Municipality	Other Physical Materials			
		Other Physical Materials Expenditures	Describe Other Physical Materials Expenditures	Other % of Collection Expenditures	Other Physical Materials Expenditures per capita
Adams Public Library	Central Falls	\$ -		0%	\$ -
Ashaway Free Library	Hopkinton	\$ 479	audiovisual	4%	\$ 0.13
Barrington Public Library	Barrington	\$ 4,490	Audiobooks, DVD,and Realia	4%	\$ 0.26
Brownell Library, Home of Little Compton	Little Compton	\$ 210	teen games, library of things items.	0.4%	\$ 0.06
Clark Memorial Library	Richmond	\$ 2,668	audiobooks, DVDs, periodicals	17%	\$ 0.33
Community Libraries of Providence	Providence	\$ 14,413	audio books, games, DVDs, Collection Management Services materials	5%	\$ 0.11
Coventry Public Library	Coventry	\$ 25,269	Physical audiobooks, DVDs, Blu-rays, Music CDs, Video Games, Library of Things, Museum Passes	17%	\$ 0.71
Cranston Public Library	Cranston	\$ 22,954	physical AV materials, kits	9%	\$ 0.28
Cross' Mills Public Library	Charlestown	\$ 1,548	DVDs, audiobooks on CD	5%	\$ 0.19
Cumberland Public Library	Cumberland	\$ 21,972	Audiobooks, DVDs, Video Games, Music CDs, and LPs, museum passes	14%	\$ 0.60
Davisville Free Library	North Kingstown	\$ 208	DVDs/blurays	3%	\$ 0.03
East Greenwich Free Library	East Greenwich	\$ 6,400	DVDs, audiobooks, museum passes, materials processing supplies (have been tracked as coll expend. for several yrs.)	10%	\$ 0.45
East Providence Public Library	East Providence	\$ 4,779	DVDs and Library of Things collection	3%	\$ 0.10
East Smithfield Public Library	Smithfield	\$ 20,251	Museums passes, makerspace equipment, DVDs, video games	26%	\$ 2.14
Exeter Public Library	Exeter	\$ 5,957	Movies, TV shows, audiobooks, library of things	19%	\$ 0.92
George Hail Free Library	Warren	\$ 500	headphones, tablets, project and screen	2%	\$ 0.04
Glocester Manton Free Public Library	Glocester	\$ 847	DVD	6%	\$ 0.19
Greenville Public Library	Smithfield	\$ 9,774	CDs, DVDs. kits	9%	\$ 0.77
Harmony Library	Glocester	\$ 2,000	DVDs and Audio Books	9%	\$ 0.36
Hope Library	Scituate	\$ 1,292	DVDs, Cool Tools, Books on CD	4%	\$ 0.31
Island Free Library	New Shoreham	\$ 1,477	CD, DVDs,games	6%	\$ 1.05
Jamestown Philomenian Library	Jamestown	\$ 4,489	DVDs, Blu-Rays, Portable devices	8%	\$ 0.81
Jesse M. Smith Memorial Library	Burrillville	\$ 391	dvds	0.8%	\$ 0.03
Langworthy Public Library	Hopkinton	\$ 272	audiovisual	4%	\$ 0.06
Libraries of Foster	Foster	\$ -		0%	\$ -
Lincoln Public Library	Lincoln	\$ 7,309	DVDs Audios	4%	\$ 0.32
Louttit Library	West Greenwich	\$ 4,438	Youth DVD, Adult DVD, Youth audiobooks with embedded MP3 players	8%	\$ 0.68
Marian J. Mohr Memorial Library	Johnston	\$ -		0%	\$ -
Maury Loontjens Memorial Library	Narragansett	\$ 3,430	Museum Passes	4%	\$ 0.24
Mayor Salvatore Mancini Union Free Library	North Providence	\$ 1,312	Library of things	1%	\$ 0.04
Middletown Public Library	Middletown	\$ 6,946	Discount Passes, Library of Things, AV	9%	\$ 0.41
Newport Public Library	Newport	\$ 28,526	Microfilm, DVDs, Playaways, Library of Things purchases and replacements.	12%	\$ 1.13
North Kingstown Free Library	North Kingstown	\$ 15,295	DVDs, Audiobooks, launchpads	9%	\$ 0.77
North Scituate Public Library	Scituate	\$ 2,558	DVDs, CDs	8%	\$ 0.42
North Smithfield Public Library	North Smithfield	\$ 13,239	museum passes, processing materials, audio, video	22%	\$ 1.05
Pascoag Free Public Library	Burrillville	\$ 1,312	Office supplies.	12%	\$ 0.34
Pawtucket Public Library	Pawtucket	\$ 16,391	DVDs, Games	10%	\$ 0.22
Pontiac Free Library	Warwick	\$ 1,390	DVDs, Music CDs, Books on CD, Video games, movie license	7%	\$ 0.14
Portsmouth Free Public Library	Portsmouth	\$ 687	DVDs, audiobooks	1%	\$ 0.04
Providence Public Library	Providence	\$ 7,085	AV, Book Binding, Collections Supplies	2%	\$ 0.12
Rogers Free Library	Bristol	\$ 5,726	DVDs, video games, hotspots	10%	\$ 0.25
South Kingstown Public Library	South Kingstown	\$ 4,993	Audio books, DVDs	5%	\$ 0.16
Tiverton Public Library	Tiverton	\$ 3,557	multimedia and library of things	7%	\$ 0.22
Warwick Public Library	Warwick	\$ 31,777	DVDs, Audibooks, PlayAways, VoxBooks, Video Games, Museum Passes, Library of Things	8%	\$ 0.43
West Warwick Public Library	West Warwick	\$ 8,578	AV, Video Games, Playaways, Yoto and "Library of Things"	14%	\$ 0.28
Westerly Public Library	Westerly	\$ 38,463	Audiobooks, dvds, hotspots, library of things materials, museum passess	23%	\$ 1.65
Willett Free Library	North Kingstown	\$ -		0%	\$ -
Woonsocket Harris Public Library	Woonsocket	\$ 10,673	DVDs, books on CD, playaways, microfilm	17%	\$ 0.25
Total		\$ 366,325		8%	\$ 0.33
Average		\$ 7,632		8%	\$ 0.40
Median		\$ 4,464		7%	\$ 0.26

Other Operating Expenditures by Library System FY2025

Location	Municipality	Totals				Programming					
		Total Other Operating Expenditures	Other % of Total Operating Expenditures	Total Other Operating Expenditures per capita	Total Operating Expenditures	Youth Programming Expenditures	Adult Programming Expenditures	Other Programming Expenditures	Total Programming Expenditures	Programming % of Total Other Operating Expenditures	Total Programming Expenditures per capita
Adams Public Library	Central Falls	\$ 65,209	30%	\$ 2.89	\$ 220,573	\$ -	\$ -	\$ -	\$ -	0%	\$ -
Ashaway Free Library	Hopkinton	\$ 44,998	33%	\$ 11.91	\$ 136,220	\$ 1,161	\$ 2,034	\$ 628	\$ 3,823	8%	\$ 1.01
Barrington Public Library	Barrington	\$ 98,156	5%	\$ 5.72	\$ 1,846,561	\$ 1,053	\$ 1,053	\$ 1,053	\$ 3,159	3%	\$ 0.18
Brownell Library, Home of Little Compton	Little Compton	\$ 21,082	7%	\$ 5.83	\$ 289,984	\$ 278	\$ 769	\$ 56	\$ 1,103	5%	\$ 0.31
Clark Memorial Library	Richmond	\$ 48,548	29%	\$ 6.05	\$ 168,199	\$ 3,161	\$ 250	\$ -	\$ 3,411	7%	\$ 0.43
Community Libraries of Providence	Providence	\$ 1,585,434	25%	\$ 12.03	\$ 6,389,978	\$ 96,332	\$ 75,941	\$ 107,390	\$ 279,663	18%	\$ 2.12
Coventry Public Library	Coventry	\$ 247,312	17%	\$ 6.93	\$ 1,420,253	\$ 8,572	\$ 5,162	\$ 30,000	\$ 43,734	18%	\$ 1.23
Cranston Public Library	Cranston	\$ 620,267	15%	\$ 7.48	\$ 4,206,255	\$ 15,612	\$ 23,353	\$ -	\$ 38,965	6%	\$ 0.47
Cross' Mills Public Library	Charlestown	\$ 86,845	20%	\$ 10.86	\$ 439,391	\$ 7,170	\$ 8,445	\$ 2,767	\$ 18,382	21%	\$ 2.30
Cumberland Public Library	Cumberland	\$ 319,195	17%	\$ 8.77	\$ 1,923,710	\$ 19,934	\$ 15,647	\$ 3,552	\$ 39,133	12%	\$ 1.07
Davisville Free Library	North Kingstown	\$ 33,061	36%	\$ 5.52	\$ 92,768	\$ 509	\$ 239	\$ 41	\$ 789	2%	\$ 0.13
East Greenwich Free Library	East Greenwich	\$ 145,310	18%	\$ 10.15	\$ 802,165	\$ 4,774	\$ 1,598	\$ -	\$ 6,372	4%	\$ 0.45
East Providence Public Library	East Providence	\$ 244,345	9%	\$ 5.18	\$ 2,776,161	\$ 14,209	\$ 7,353	\$ -	\$ 21,562	9%	\$ 0.46
East Smithfield Public Library	Smithfield	\$ 157,641	19%	\$ 16.64	\$ 822,671	\$ 5,161	\$ 4,353	\$ 1,245	\$ 10,759	7%	\$ 1.14
Exeter Public Library	Exeter	\$ 72,680	22%	\$ 11.25	\$ 325,650	\$ 667	\$ 12,903	\$ 1,763	\$ 15,333	21%	\$ 2.37
George Hall Free Library	Warren	\$ 87,535	22%	\$ 7.85	\$ 390,154	\$ 5,783	\$ 2,129	\$ 6,243	\$ 14,155	16%	\$ 1.27
Glocester Manton Free Public Library	Glocester	\$ 51,578	21%	\$ 11.49	\$ 243,877	\$ 2,540	\$ 1,500	\$ -	\$ 4,040	8%	\$ 0.90
Greenville Public Library	Smithfield	\$ 325,453	28%	\$ 25.74	\$ 1,171,063	\$ 8,424	\$ 7,000	\$ 2,445	\$ 17,869	5%	\$ 1.41
Harmony Library	Glocester	\$ 96,402	32%	\$ 17.58	\$ 305,853	\$ 1,700	\$ 1,500	\$ 2,915	\$ 6,115	6%	\$ 1.11
Hope Library	Scituate	\$ 96,546	26%	\$ 22.82	\$ 375,575	\$ 7,816	\$ 3,808	\$ 2,400	\$ 14,024	15%	\$ 3.32
Island Free Library	New Shoreham	\$ 158,692	26%	\$ 112.55	\$ 614,813	\$ 762	\$ 762	\$ -	\$ 1,524	1.0%	\$ 1.08
Jamestown Philomenian Library	Jamestown	\$ 145,279	24%	\$ 26.13	\$ 613,530	\$ 4,665	\$ 1,479	\$ -	\$ 6,144	4%	\$ 1.11
Jesse M. Smith Memorial Library	Burrillville	\$ 204,215	19%	\$ 16.56	\$ 1,091,252	\$ 6,612	\$ 1,813	\$ -	\$ 8,425	4%	\$ 0.68
Langworthy Public Library	Hopkinton	\$ 32,150	26%	\$ 6.96	\$ 123,939	\$ 1,069	\$ 355	\$ -	\$ 1,424	4%	\$ 0.31
Libraries of Foster	Foster	\$ 49,886	20%	\$ 11.16	\$ 245,112	\$ 2,500	\$ 1,944	\$ -	\$ 4,444	9%	\$ 0.99
Lincoln Public Library	Lincoln	\$ 148,073	11%	\$ 6.57	\$ 1,369,790	\$ 2,180	\$ 687	\$ 320	\$ 3,187	2%	\$ 0.14
Loutit Library	West Greenwich	\$ 77,297	20%	\$ 11.84	\$ 389,763	\$ 8,767	\$ 3,633	\$ 4,409	\$ 16,809	22%	\$ 2.57
Marian J. Mohr Memorial Library	Johnston	\$ 98,201	14%	\$ 3.32	\$ 700,555	\$ 3,532	\$ 270	\$ -	\$ 3,802	4%	\$ 0.13
Maury Looijens Memorial Library	Narragansett	\$ 261,912	22%	\$ 18.02	\$ 1,215,108	\$ 3,245	\$ 3,615	\$ -	\$ 6,860	3%	\$ 0.47
Mayor Salvatore Mancini Union Free Library	North Providence	\$ 197,876	18%	\$ 5.80	\$ 1,105,422	\$ 1,911	\$ 1,645	\$ 4,042	\$ 7,598	4%	\$ 0.22
Middletown Public Library	Middletown	\$ 298,294	31%	\$ 17.47	\$ 957,250	\$ -	\$ -	\$ 9,844	\$ 9,844	3%	\$ 0.58
Newport Public Library	Newport	\$ 687,817	27%	\$ 27.33	\$ 2,588,642	\$ 16,800	\$ 3,900	\$ -	\$ 20,700	3%	\$ 0.82
North Kingstown Free Library	North Kingstown	\$ 320,131	19%	\$ 16.15	\$ 1,717,092	\$ -	\$ -	\$ -	\$ -	0%	\$ -
North Scituate Public Library	Scituate	\$ 83,149	21%	\$ 13.51	\$ 404,144	\$ 570	\$ 311	\$ -	\$ 881	1%	\$ 0.14
North Smithfield Public Library	North Smithfield	\$ 131,981	25%	\$ 10.48	\$ 525,342	\$ 5,045	\$ 4,010	\$ -	\$ 9,055	7%	\$ 0.72
Pascoag Free Public Library	Burrillville	\$ 34,900	23%	\$ 9.12	\$ 150,414	\$ 440	\$ 150	\$ -	\$ 590	2%	\$ 0.15
Pawtucket Public Library	Pawtucket	\$ 405,468	15%	\$ 5.36	\$ 2,742,459	\$ 4,769	\$ 17,029	\$ -	\$ 21,798	5%	\$ 0.29
Pontiac Free Library	Warwick	\$ 48,088	33%	\$ 4.99	\$ 144,774	\$ 1,295	\$ 550	\$ -	\$ 1,845	4%	\$ 0.19
Portsmouth Free Public Library	Portsmouth	\$ 172,262	23%	\$ 9.64	\$ 758,450	\$ 3,500	\$ 1,473	\$ 576	\$ 5,549	3%	\$ 0.31
Providence Public Library	Providence	\$ 3,783,723	43%	\$ 63.93	\$ 8,828,660	\$ 90,002	\$ 507,072	\$ -	\$ 597,074	16%	\$ 10.09
Rogers Free Library	Bristol	\$ 149,184	13%	\$ 6.63	\$ 1,130,298	\$ -	\$ -	\$ -	\$ -	0%	\$ -
South Kingstown Public Library	South Kingstown	\$ 153,128	11%	\$ 4.80	\$ 1,404,052	\$ 5,986	\$ 4,053	\$ -	\$ 10,039	7%	\$ 0.31
Tiverton Public Library	Tiverton	\$ 190,139	23%	\$ 11.62	\$ 835,605	\$ 4,749	\$ 5,823	\$ 2,620	\$ 13,192	7%	\$ 0.81
Warwick Public Library	Warwick	\$ 904,395	19%	\$ 12.36	\$ 4,640,677	\$ 19,586	\$ 30,066	\$ 3,279	\$ 52,931	6%	\$ 0.72
West Warwick Public Library	West Warwick	\$ 242,240	19%	\$ 7.81	\$ 1,256,737	\$ 11,675	\$ 7,209	\$ 3,040	\$ 21,924	9%	\$ 0.71
Westerly Public Library	Westerly	\$ 864,056	29%	\$ 36.99	\$ 2,951,001	\$ 13,024	\$ 11,162	\$ -	\$ 24,186	3%	\$ 1.04
Willett Free Library	North Kingstown	\$ 35,346	29%	\$ 18.41	\$ 123,652	\$ 1,608	\$ 1,608	\$ -	\$ 3,216	9%	\$ 1.68
Woonsocket Harris Public Library	Woonsocket	\$ 270,067	20%	\$ 6.25	\$ 1,338,368	\$ 600	\$ 300	\$ -	\$ 900	0.3%	\$ 0.02
Total		\$ 14,595,546	23%	\$ 13.30	\$ 64,313,962	\$ 419,748	\$ 785,956	\$ 190,628	\$ 1,396,332	10%	\$ 1.27
Average		\$ 304,074	22%	\$ 14.88	\$ 1,339,874	\$ 8,745	\$ 16,374	\$ 3,971	\$ 29,090	7%	\$ 1.00
Median		\$ 148,629	21%	\$ 10.67	\$ 812,418	\$ 3,516	\$ 1,879	\$ -	\$ 7,229	5%	\$ 0.70

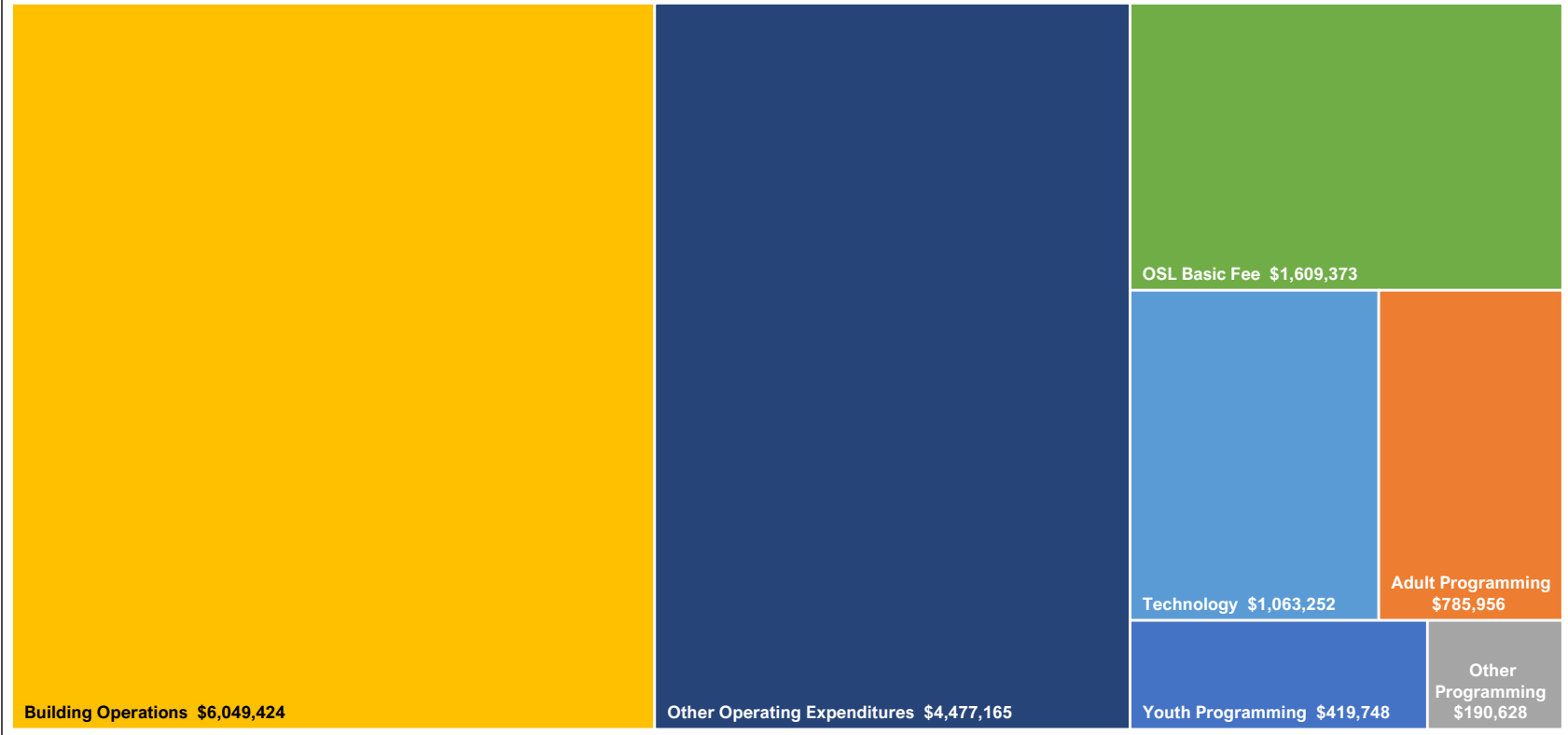
Other Operating Expenditures by Library System FY2025

Location	Municipality	Building			Technology		
		Building Operations Expenditures	Building % of Total Other Operating Expenditures	Building Expenditures per capita	Technology Expenditures	Technology % of Total Other Operating Expenditures	Technology Expenditures per capita
Adams Public Library	Central Falls	\$ 31,152	48%	\$ 1.38	\$ 2,203	3%	\$ 0.10
Ashaway Free Library	Hopkinton	\$ 22,374	50%	\$ 5.92	\$ 1,462	3%	\$ 0.39
Barrington Public Library	Barrington	\$ 25,221	26%	\$ 1.47	\$ 9,751	10%	\$ 0.57
Brownell Library, Home of Little Compton	Little Compton	\$ 3,368	16%	\$ 0.93	\$ 1,911	9%	\$ 0.53
Clark Memorial Library	Richmond	\$ 10,788	22%	\$ 1.35	\$ -	0%	\$ -
Community Libraries of Providence	Providence	\$ 532,996	34%	\$ 4.05	\$ 61,064	4%	\$ 0.46
Coventry Public Library	Coventry	\$ 90,132	36%	\$ 2.53	\$ 11,136	5%	\$ 0.31
Cranston Public Library	Cranston	\$ 322,603	52%	\$ 3.89	\$ 43,708	7%	\$ 0.53
Cross' Mills Public Library	Charlestown	\$ 37,527	43%	\$ 4.69	\$ 3,599	4%	\$ 0.45
Cumberland Public Library	Cumberland	\$ 162,563	51%	\$ 4.47	\$ 31,702	10%	\$ 0.87
Davisville Free Library	North Kingstown	\$ 11,982	36%	\$ 2.00	\$ -	0%	\$ -
East Greenwich Free Library	East Greenwich	\$ 94,264	65%	\$ 6.59	\$ 10,906	8%	\$ 0.76
East Providence Public Library	East Providence	\$ 108,625	44%	\$ 2.30	\$ 20,116	8%	\$ 0.43
East Smithfield Public Library	Smithfield	\$ 92,445	59%	\$ 9.76	\$ 9,456	6%	\$ 1.00
Exeter Public Library	Exeter	\$ 35,385	49%	\$ 5.48	\$ 5,498	8%	\$ 0.85
George Hall Free Library	Warren	\$ 51,816	59%	\$ 4.65	\$ 5,008	6%	\$ 0.45
Glocester Manton Free Public Library	Glocester	\$ 31,094	60%	\$ 6.93	\$ 3,586	7%	\$ 0.80
Greenville Public Library	Smithfield	\$ 173,406	53%	\$ 13.72	\$ 46,836	14%	\$ 3.70
Harmony Library	Glocester	\$ 32,098	33%	\$ 5.85	\$ 10,637	11%	\$ 1.94
Hope Library	Scituate	\$ 32,984	34%	\$ 7.80	\$ 3,677	4%	\$ 0.87
Island Free Library	New Shoreham	\$ 99,940	63%	\$ 70.88	\$ 31,034	20%	\$ 22.01
Jamestown Philomenian Library	Jamestown	\$ 116,174	80%	\$ 20.90	\$ 11,613	8%	\$ 2.09
Jesse M. Smith Memorial Library	Burrillville	\$ 110,581	54%	\$ 8.97	\$ 38,175	19%	\$ 3.10
Langworthy Public Library	Hopkinton	\$ 14,014	44%	\$ 3.03	\$ 2,670	8%	\$ 0.58
Libraries of Foster	Foster	\$ 16,800	34%	\$ 3.76	\$ 2,900	6%	\$ 0.65
Lincoln Public Library	Lincoln	\$ 69,782	47%	\$ 3.10	\$ 24,072	16%	\$ 1.07
Louttit Library	West Greenwich	\$ 21,445	28%	\$ 3.29	\$ 19,552	25%	\$ 3.00
Marian J. Mohr Memorial Library	Johnston	\$ 43,463	44%	\$ 1.47	\$ 5,373	5%	\$ 0.18
Maury Loontjens Memorial Library	Narragansett	\$ 180,277	69%	\$ 12.41	\$ 20,955	8%	\$ 1.44
Mayor Salvatore Mancini Union Free Library	North Providence	\$ 79,174	40%	\$ 2.32	\$ 38,434	19%	\$ 1.13
Middletown Public Library	Middletown	\$ 197,431	66%	\$ 11.56	\$ 22,165	7%	\$ 1.30
Newport Public Library	Newport	\$ 476,830	69%	\$ 18.95	\$ 16,109	2%	\$ 0.64
North Kingstown Free Library	North Kingstown	\$ 182,549	57%	\$ 9.21	\$ 64,558	20%	\$ 3.26
North Scituate Public Library	Scituate	\$ 41,889	50%	\$ 6.81	\$ 3,798	5%	\$ 0.62
North Smithfield Public Library	North Smithfield	\$ 80,126	61%	\$ 6.37	\$ 2,019	2%	\$ 0.16
Pascoag Free Public Library	Burrillville	\$ 17,194	49%	\$ 4.49	\$ 172	0.5%	\$ 0.04
Pawtucket Public Library	Pawtucket	\$ 157,231	39%	\$ 2.08	\$ 44,682	11%	\$ 0.59
Pontiac Free Library	Warwick	\$ 13,231	28%	\$ 1.37	\$ 2,151	4%	\$ 0.22
Portsmouth Free Public Library	Portsmouth	\$ 117,037	68%	\$ 6.55	\$ 3,650	2%	\$ 0.20
Providence Public Library	Providence	\$ 748,457	20%	\$ 12.64	\$ 154,418	4%	\$ 2.61
Rogers Free Library	Bristol	\$ 95,821	64%	\$ 4.26	\$ 6,557	4%	\$ 0.29
South Kingstown Public Library	South Kingstown	\$ 79,763	52%	\$ 2.50	\$ 12,947	8%	\$ 0.41
Tiverton Public Library	Tiverton	\$ 117,802	62%	\$ 7.20	\$ 27,835	15%	\$ 1.70
Warwick Public Library	Warwick	\$ 499,316	55%	\$ 6.82	\$ 102,759	11%	\$ 1.40
West Warwick Public Library	West Warwick	\$ 115,609	48%	\$ 3.73	\$ 31,509	13%	\$ 1.02
Westerly Public Library	Westerly	\$ 302,057	35%	\$ 12.93	\$ 67,492	8%	\$ 2.89
Willett Free Library	North Kingstown	\$ 13,302	38%	\$ 6.93	\$ 1,123	3%	\$ 0.58
Woonsocket Harris Public Library	Woonsocket	\$ 139,306	52%	\$ 3.22	\$ 22,274	8%	\$ 0.52
Total		\$ 6,049,424	41%	\$ 5.51	\$ 1,063,252	7%	\$ 0.97
Average		\$ 126,030	48%	\$ 7.36	\$ 22,151	8%	\$ 1.43
Median		\$ 85,129	49%	\$ 4.67	\$ 11,021	7%	\$ 0.63

Other Operating Expenditures by Library System FY2025

Location	Municipality	Varied Operating Expenditures					
		OSL Basic Fee	Other Operating Expenditures	Describe Other Operating Expenditures	Total Varied Operating Expenditures (T+U)	Varied % of Total Other Operating Expenditures	Varied Operating Expenditures per capita
Adams Public Library	Central Falls	\$ 27,411	\$ 4,443	Operational supplies - supplies for custodian to maintain building; office supplies from Amazon.com	\$ 31,854	49%	\$ 1.41
Ashaway Free Library	Hopkinton	\$ 10,666	\$ 6,673	publicity, supplies, postage, fees, services	\$ 17,339	39%	\$ 4.59
Barrington Public Library	Barrington	\$ 24,743	\$ 35,282	Contracts	\$ 60,025	61%	\$ 3.50
Brownell Library, Home of Little Compton	Little Compton	\$ 10,666	\$ 4,034	office supplies, book processing materials, travel, ALA, RILA, & ARSL memberships, PO Box rental	\$ 14,700	70%	\$ 4.07
Clark Memorial Library	Richmond	\$ 12,293	\$ 22,056	alarm contract, landscaping, pest control, rubbish, snow removal	\$ 34,349	71%	\$ 4.28
Community Libraries of Providence	Providence	\$ 190,836	\$ 520,875	Admin, insurance and fund raising expenses	\$ 711,711	45%	\$ 5.40
Coventry Public Library	Coventry	\$ 50,009	\$ 52,301	Library advertising, travel expenses, professional development, cleaning services, passport related expenses, book sale expenses, supplies/other	\$ 102,310	41%	\$ 2.87
Cranston Public Library	Cranston	\$ 114,413	\$ 100,578	office supplies, legal, prof. development, vehicle, equipment leases, software subscriptions	\$ 214,991	35%	\$ 2.59
Cross' Mills Public Library	Charlestown	\$ 12,262	\$ 15,075	Payroll service, office supplies, postage, fundraising expense, PayPal fees, 990 accountant, webmaster, dues and fees, misc	\$ 27,337	31%	\$ 3.42
Cumberland Public Library	Cumberland	\$ 50,987	\$ 34,810	Travel, Advertising, Postage, Education, Dues, and Office Supplies	\$ 85,797	27%	\$ 2.36
Davisville Free Library	North Kingstown	\$ 10,666	\$ 9,624	Dues, fund raising expense, insurance, postage, supplies, professional services	\$ 20,290	61%	\$ 3.39
East Greenwich Free Library	East Greenwich	\$ 20,871	\$ 12,897	Office supplies, accounting, attorney's fees, advertising, travel, postage, Chamber of Commerce dues	\$ 33,768	23%	\$ 2.36
East Providence Public Library	East Providence	\$ 65,618	\$ 28,424	Postage, trainings, office expenses, dues/fees, consultants, book processing fees, furniture	\$ 94,042	38%	\$ 1.99
East Smithfield Public Library	Smithfield	\$ 11,579	\$ 33,402	Insurance, non-personnel, legal & professional services, marketing, payroll fees, shipping & delivery, bank fees	\$ 44,981	29%	\$ 4.75
Exeter Public Library	Exeter	\$ 10,666	\$ 5,798	Supplies and services	\$ 16,464	23%	\$ 2.55
George Hail Free Library	Warren	\$ 16,556	\$ -	none	\$ 16,556	19%	\$ 1.49
Glocester Manton Free Public Library	Glocester	\$ 10,666	\$ 2,192	Accountant, Postage, Corporation Tax, Payroll	\$ 12,858	25%	\$ 2.86
Greenville Public Library	Smithfield	\$ 21,293	\$ 66,049	supplies, payroll, memberships, marketing, legal, postage	\$ 87,342	27%	\$ 6.91
Harmony Library	Glocester	\$ 10,666	\$ 36,886	Outside Maintenance, Playground maintenance, Insurance, Water, Telephone, Workmans Comp, Copier	\$ 47,552	49%	\$ 8.67
Hope Library	Scituate	\$ 10,666	\$ 35,195	Payroll fees, professional development, fundraising expenses, supplies, professional services (bookkeeping & IT), Property & Workmans' Comp Insurance	\$ 45,861	48%	\$ 10.84
Island Free Library	New Shoreham	\$ 10,666	\$ 15,528	Freight, postage, leases, office supplies, travel, training,	\$ 26,194	17%	\$ 18.58
Jamestown Philomenian Library	Jamestown	\$ 10,666	\$ 682	Professional Development for librarians: ALA, PLA, NELA	\$ 11,348	8%	\$ 2.04
Jesse M. Smith Memorial Library	Burrillville	\$ 20,764	\$ 26,270	insurance, audit fees, office and processing supplies, postage, travel, advertising, payroll services,	\$ 47,034	23%	\$ 3.81
Langworthy Public Library	Hopkinton	\$ 10,666	\$ 3,376	Supplies, Postage, Fees	\$ 14,042	44%	\$ 3.04
Libraries of Foster	Foster	\$ 10,666	\$ 15,076	Insurance, Bookkeeping and accountant fees, postage, supplies, professional dues	\$ 25,742	52%	\$ 5.76
Lincoln Public Library	Lincoln	\$ 32,072	\$ 18,960	supplies, professional memberships, mileage, passes, promotional items	\$ 51,032	34%	\$ 2.27
Louttit Library	West Greenwich	\$ 10,666	\$ 8,825	Payroll service, tax preparation, general supplies, refreshments, prizes, honoraria, gifts	\$ 19,491	25%	\$ 2.99
Marian J. Mohr Memorial Library	Johnston	\$ 41,667	\$ 3,896	Printing, office supplies, postage	\$ 45,563	46%	\$ 1.54
Maury Loontjens Memorial Library	Narragansett	\$ 21,171	\$ 32,649	Solar loan, licenses,	\$ 53,820	21%	\$ 3.70
Mayor Salvatore Mancini Union Free Library	North Providence	\$ 47,864	\$ 24,806	printing, postage, maintenance and repair	\$ 72,670	37%	\$ 2.13
Middletown Public Library	Middletown	\$ 24,637	\$ 44,217	Office supplies, conference registration, hotel, travel, mileage, employment lawyer, strategic plan consultant, shipping and postage, professional organization dues	\$ 68,854	23%	\$ 4.03
Newport Public Library	Newport	\$ 35,662	\$ 138,516	Includes office supplies, HR consulting, auditor, CPA, attorney	\$ 174,178	25%	\$ 6.92
North Kingstown Free Library	North Kingstown	\$ 36,312	\$ 36,712	Replacement furniture, professional development, supplies	\$ 73,024	23%	\$ 3.68
North Scituate Public Library	Scituate	\$ 10,666	\$ 25,915	insurance, supplies, fundraising, postage, professional memberships	\$ 36,581	44%	\$ 5.94
North Smithfield Public Library	North Smithfield	\$ 18,520	\$ 22,261	equipment contracts, dues&fees, accounting service, furnishings, office supplies	\$ 40,781	31%	\$ 3.24
Pascoag Free Public Library	Burrillville	\$ 10,666	\$ 6,278	Insurance fees & mileage.	\$ 16,944	49%	\$ 4.43
Pawtucket Public Library	Pawtucket	\$ 96,148	\$ 85,609	Supplies, training, webpaae, travel, postage, advertising	\$ 181,757	45%	\$ 2.40
Pontiac Free Library	Warwick	\$ 10,666	\$ 20,195	Physical plant, office supplies, other fees and contracts.	\$ 30,861	64%	\$ 3.20
Portsmouth Free Public Library	Portsmouth	\$ 25,722	\$ 20,304	Postage, library supplies, payroll fee, photocopier	\$ 46,026	27%	\$ 2.58
Providence Public Library	Providence	\$ 72,157	\$ 2,211,617	Audit, Legal, Debt Service, Annuities, Fees	\$ 2,283,774	60%	\$ 38.58
Rogers Free Library	Bristol	\$ 32,023	\$ 14,783	office, cleaning supplies and library processing materials, etc.	\$ 46,806	31%	\$ 2.08
South Kingstown Public Library	South Kingstown	\$ 44,888	\$ 5,491	Supplies, postage and travel expenses	\$ 50,379	33%	\$ 1.58
Tiverton Public Library	Tiverton	\$ 23,661	\$ 7,649	supplies, staff development, travel	\$ 31,310	16%	\$ 1.91
Warwick Public Library	Warwick	\$ 110,787	\$ 138,602	Postage, Service Contracts, Supplies, Travel & Conference, Mobile Library	\$ 249,389	28%	\$ 3.41
West Warwick Public Library	West Warwick	\$ 43,635	\$ 29,563	Legal, Professional Development, Fundraising, Furniture, Book Processing Supplies, Office and Misc. Supplies	\$ 73,198	30%	\$ 2.36
Westerly Public Library	Westerly	\$ 31,853	\$ 438,468	Equipment & furniture, landscaping, supplies, professional services, contracts	\$ 470,321	54%	\$ 20.13
Willett Free Library	North Kingstown	\$ 10,666	\$ 7,039	Bank fees, fundraising expenses, professional fees, supplies	\$ 17,705	50%	\$ 9.22
Woonsocket Harris Public Library	Woonsocket	\$ 60,303	\$ 47,284	office supplies, housekeeping supplies, security guard	\$ 107,587	40%	\$ 2.49
Total		\$ 1,609,373	\$ 4,477,165		\$ 6,086,538	42%	\$ 5.55
Average		\$ 33,529	\$ 93,274		\$ 126,803	37%	\$ 5.09
Median		\$ 21,232	\$ 22,159		\$ 45,944	35%	\$ 3.31

FY25 Varied Operating Expenditures by category



Building Operations - Costs of operating and maintaining physical facilities, including utilities.

OSL Basic Fee - Part of the OSL Membership Fee. The other parts of the Membership Fee are the eZone Fee and the Database Fee.

Technology - Costs of computer hardware, software, software as subscription, and accessories used to support library operations or to link to external networks, including the Internet. Includes expenditures to support technology systems and costs related to copiers.

Youth Programming - Expenditures related to youth (children and YA) programming.

Adult Programming - Expenditures related to adult programming.

Other Programming - Programming expenditures not reported for Youth or Adult.

Other Operating Expenditures - This includes all expenditures other than those reported for programming, building operations, technology, or OSL Basic Fee. May include expenses such as binding, office supplies, repair or replacement of existing furnishings or equipment, contracts for services, fees paid to a consultant, auditor, architect, attorney, etc.

Capital Revenue and Expenditures by Library System FY2025

Location	Municipality	Revenue			Expenditures		
		Total Capital Revenue	Capital % of Total Revenue	Capital Revenue per capita	Total Capital Expenditures	Capital % of Total Expenditures	Capital Expenditures per capita
Adams Public Library	Central Falls	\$ -	0%	\$ -	\$ -	0%	\$ -
Ashaway Free Library	Hopkinton	\$ -	0%	\$ -	\$ -	0%	\$ -
Barrington Public Library	Barrington	\$ 3,500	0.2%	\$ 0.20	\$ 3,500	0.2%	\$ 0.20
Brownell Library, Home of Little Compton	Little Compton	\$ -	0%	\$ -	\$ -	0%	\$ -
Clark Memorial Library	Richmond	\$ -	0%	\$ -	\$ -	0%	\$ -
Community Libraries of Providence	Providence	\$ 126,179	2%	\$ 0.96	\$ 289,843	4%	\$ 2.20
Coventry Public Library	Coventry	\$ -	0%	\$ -	\$ -	0%	\$ -
Cranston Public Library	Cranston	\$ 140,995	3%	\$ 1.70	\$ -	0%	\$ -
Cross' Mills Public Library	Charlestown	\$ 94,500	18%	\$ 11.82	\$ 138,433	24%	\$ 17.31
Cumberland Public Library	Cumberland	\$ 67,277	3%	\$ 1.85	\$ 67,277	3%	\$ 1.85
Davisville Free Library	North Kingstown	\$ 7,085	8%	\$ 1.18	\$ 6,285	6%	\$ 1.05
East Greenwich Free Library	East Greenwich	\$ -	0%	\$ -	\$ -	0%	\$ -
East Providence Public Library	East Providence	\$ 185,000	6%	\$ 3.92	\$ 157,990	5%	\$ 3.35
East Smithfield Public Library	Smithfield	\$ 34,924	4%	\$ 3.69	\$ 33,387	4%	\$ 3.52
Exeter Public Library	Exeter	\$ -	0%	\$ -	\$ -	0%	\$ -
George Hall Free Library	Warren	\$ 377,840	48%	\$ 33.90	\$ 401,800	51%	\$ 36.05
Glocester Manton Free Public Library	Glocester	\$ 102,397	29%	\$ 22.81	\$ 174,000	42%	\$ 38.76
Greenville Public Library	Smithfield	\$ 2,000	0.2%	\$ 0.16	\$ -	0%	\$ -
Harmony Library	Glocester	\$ 16,997	5%	\$ 3.10	\$ 16,997	5%	\$ 3.10
Hope Library	Scituate	\$ 39,825	9%	\$ 9.41	\$ 119,528	24%	\$ 28.26
Island Free Library	New Shoreham	\$ -	0%	\$ -	\$ -	0%	\$ -
Jamestown Philomenian Library	Jamestown	\$ 180,363	22%	\$ 32.45	\$ -	0%	\$ -
Jesse M. Smith Memorial Library	Burrillville	\$ 423,379	28%	\$ 34.34	\$ 358,429	25%	\$ 29.07
Langworthy Public Library	Hopkinton	\$ 43,115	23%	\$ 9.33	\$ 10,189	8%	\$ 2.21
Libraries of Foster	Foster	\$ -	0%	\$ -	\$ -	0%	\$ -
Lincoln Public Library	Lincoln	\$ -	0%	\$ -	\$ -	0%	\$ -
Louttit Library	West Greenwich	\$ -	0%	\$ -	\$ -	0%	\$ -
Marian J. Mohr Memorial Library	Johnston	\$ -	0%	\$ -	\$ -	0%	\$ -
Maury Looijens Memorial Library	Narragansett	\$ 12,377	0.9%	\$ 0.85	\$ 48,215	4%	\$ 3.32
Mayor Salvatore Mancini Union Free Library	North Providence	\$ -	0%	\$ -	\$ -	0%	\$ -
Middletown Public Library	Middletown	\$ -	0%	\$ -	\$ -	0%	\$ -
Newport Public Library	Newport	\$ 250,000	9%	\$ 9.94	\$ 412,295	14%	\$ 16.38
North Kingstown Free Library	North Kingstown	\$ -	0%	\$ -	\$ -	0%	\$ -
North Scituate Public Library	Scituate	\$ 69,062	14%	\$ 11.22	\$ 12,967	3%	\$ 2.11
North Smithfield Public Library	North Smithfield	\$ 55,000	10%	\$ 4.37	\$ 5,000	0.9%	\$ 0.40
Pascoag Free Public Library	Burrillville	\$ -	0%	\$ -	\$ -	0%	\$ -
Pawtucket Public Library	Pawtucket	\$ -	0%	\$ -	\$ 410,977	13%	\$ 5.44
Pontiac Free Library	Warwick	\$ -	0%	\$ -	\$ -	0%	\$ -
Portsmouth Free Public Library	Portsmouth	\$ -	0%	\$ -	\$ -	0%	\$ -
Providence Public Library	Providence	\$ 571,146	6%	\$ 9.65	\$ -	0%	\$ -
Rogers Free Library	Bristol	\$ 253,411	14%	\$ 11.27	\$ -	0%	\$ -
South Kingstown Public Library	South Kingstown	\$ 369,705	19%	\$ 11.58	\$ 369,705	21%	\$ 11.58
Tiverton Public Library	Tiverton	\$ -	0%	\$ -	\$ -	0%	\$ -
Warwick Public Library	Warwick	\$ 16,771	0.4%	\$ 0.23	\$ 16,771	0.4%	\$ 0.23
West Warwick Public Library	West Warwick	\$ -	0%	\$ -	\$ -	0%	\$ -
Westerly Public Library	Westerly	\$ 329,311	9%	\$ 14.10	\$ -	0%	\$ -
Willett Free Library	North Kingstown	\$ -	0%	\$ -	\$ 11,232	8%	\$ 5.85
Woonsocket Harris Public Library	Woonsocket	\$ 20,000	1%	\$ 0.46	\$ 19,569	1%	\$ 0.45
Total		\$ 3,792,159	5%	\$ 3.46	\$ 3,084,389	5%	\$ 2.81
Average		\$ 79,003	6%	\$ 5.09	\$ 64,258	6%	\$ 4.43
Median		\$ 5,293	0%	\$ 0.22	\$ -	0%	\$ -

Capital Revenue and Expenditures by Library System FY2025

Location	Municipality	Local		State		Federal			
		Local Government Capital Revenue	Local % of Capital Revenue	State Government Capital Revenue	State % of Capital Revenue	Federal Stimulus Capital Revenue	Other Federal Government Capital Revenue	Total Federal Government Capital Revenue	Federal % of Capital Revenue
Adams Public Library	Central Falls	\$ -	0%	\$ -	0%	\$ -	\$ -	\$ -	0%
Ashaway Free Library	Hopkinton	\$ -	0%	\$ -	0%	\$ -	\$ -	\$ -	0%
Barrington Public Library	Barrington	\$ 3,500	100%	\$ -	0%	\$ -	\$ -	\$ -	0%
Brownell Library, Home of Little Compton	Little Compton	\$ -	0%	\$ -	0%	\$ -	\$ -	\$ -	0%
Clark Memorial Library	Richmond	\$ -	0%	\$ -	0%	\$ -	\$ -	\$ -	0%
Community Libraries of Providence	Providence	\$ 50,417	40%	\$ -	0%	\$ 75,762	\$ -	\$ 75,762	60%
Coventry Public Library	Coventry	\$ -	0%	\$ -	0%	\$ -	\$ -	\$ -	0%
Cranston Public Library	Cranston	\$ -	0%	\$ -	0%	\$ -	\$ -	\$ -	0%
Cross' Mills Public Library	Charlestown	\$ -	0%	\$ -	0%	\$ 35,000	\$ -	\$ 35,000	37%
Cumberland Public Library	Cumberland	\$ 19,812	29%	\$ -	0%	\$ -	\$ -	\$ -	0%
Davisville Free Library	North Kingstown	\$ -	0%	\$ -	0%	\$ -	\$ -	\$ -	0%
East Greenwich Free Library	East Greenwich	\$ -	0%	\$ -	0%	\$ -	\$ -	\$ -	0%
East Providence Public Library	East Providence	\$ -	0%	\$ -	0%	\$ -	\$ -	\$ -	0%
East Smithfield Public Library	Smithfield	\$ -	0%	\$ -	0%	\$ 34,924	\$ -	\$ 34,924	100%
Exeter Public Library	Exeter	\$ -	0%	\$ -	0%	\$ -	\$ -	\$ -	0%
George Hail Free Library	Warren	\$ -	0%	\$ -	0%	\$ -	\$ -	\$ -	0%
Glocester Manton Free Public Library	Glocester	\$ -	0%	\$ -	0%	\$ 87,000	\$ -	\$ 87,000	85%
Greenville Public Library	Smithfield	\$ -	0%	\$ 2,000	100%	\$ -	\$ -	\$ -	0%
Harmony Library	Glocester	\$ -	0%	\$ -	0%	\$ -	\$ -	\$ -	0%
Hope Library	Scituate	\$ -	0%	\$ -	0%	\$ -	\$ -	\$ -	0%
Island Free Library	New Shoreham	\$ -	0%	\$ -	0%	\$ -	\$ -	\$ -	0%
Jamestown Philomenian Library	Jamestown	\$ -	0%	\$ 180,363	100%	\$ -	\$ -	\$ -	0%
Jesse M. Smith Memorial Library	Burrillville	\$ 149,125	35%	\$ 209,304	49%	\$ -	\$ -	\$ -	0%
Langworthy Public Library	Hopkinton	\$ -	0%	\$ -	0%	\$ -	\$ -	\$ -	0%
Libraries of Foster	Foster	\$ -	0%	\$ -	0%	\$ -	\$ -	\$ -	0%
Lincoln Public Library	Lincoln	\$ -	0%	\$ -	0%	\$ -	\$ -	\$ -	0%
Louitt Library	West Greenwich	\$ -	0%	\$ -	0%	\$ -	\$ -	\$ -	0%
Marian J. Mohr Memorial Library	Johnston	\$ -	0%	\$ -	0%	\$ -	\$ -	\$ -	0%
Maury Loontjens Memorial Library	Narragansett	\$ 12,377	100%	\$ -	0%	\$ -	\$ -	\$ -	0%
Mayor Salvatore Mancini Union Free Library	North Providence	\$ -	0%	\$ -	0%	\$ -	\$ -	\$ -	0%
Middletown Public Library	Middletown	\$ -	0%	\$ -	0%	\$ -	\$ -	\$ -	0%
Newport Public Library	Newport	\$ -	0%	\$ -	0%	\$ -	\$ -	\$ -	0%
North Kingstown Free Library	North Kingstown	\$ -	0%	\$ -	0%	\$ -	\$ -	\$ -	0%
North Scituate Public Library	Scituate	\$ -	0%	\$ -	0%	\$ -	\$ -	\$ -	0%
North Smithfield Public Library	North Smithfield	\$ -	0%	\$ -	0%	\$ -	\$ -	\$ -	0%
Pascoag Free Public Library	Burrillville	\$ -	0%	\$ -	0%	\$ -	\$ -	\$ -	0%
Pawtucket Public Library	Pawtucket	\$ -	0%	\$ -	0%	\$ -	\$ -	\$ -	0%
Pontiac Free Library	Warwick	\$ -	0%	\$ -	0%	\$ -	\$ -	\$ -	0%
Portsmouth Free Public Library	Portsmouth	\$ -	0%	\$ -	0%	\$ -	\$ -	\$ -	0%
Providence Public Library	Providence	\$ -	0%	\$ 560,811	98%	\$ -	\$ -	\$ -	0%
Rogers Free Library	Bristol	\$ -	0%	\$ -	0%	\$ 153,411	\$ -	\$ 153,411	61%
South Kingstown Public Library	South Kingstown	\$ 81,295	22%	\$ -	0%	\$ 288,410	\$ -	\$ 288,410	78%
Tiverton Public Library	Tiverton	\$ -	0%	\$ -	0%	\$ -	\$ -	\$ -	0%
Warwick Public Library	Warwick	\$ -	0%	\$ -	0%	\$ -	\$ -	\$ -	0%
West Warwick Public Library	West Warwick	\$ -	0%	\$ -	0%	\$ -	\$ -	\$ -	0%
Westerly Public Library	Westerly	\$ -	0%	\$ 329,311	100%	\$ -	\$ -	\$ -	0%
Willett Free Library	North Kingstown	\$ -	0%	\$ -	0%	\$ -	\$ -	\$ -	0%
Woonsocket Harris Public Library	Woonsocket	\$ -	0%	\$ -	0%	\$ 20,000	\$ -	\$ 20,000	100%
Total		\$ 316,526	8%	\$ 1,281,789	34%	\$ 694,507	\$ -	\$ 694,507	18%
Average		\$ 6,594	7%	\$ 26,704	9%	\$ 14,469	\$ -	\$ 14,469	11%
Median		\$ -	0%	\$ -	0%	\$ -	\$ -	\$ -	0%

Capital Revenue and Expenditures by Library System FY2025

Location	Municipality	Other Capital Revenue					Grand Totals	
		Non-Gov Grant Revenue - Capital	Other Capital Revenue	Describe Non-Government Grant or Other Capital Revenue	Total Other Capital Revenue	Other % of Capital Revenue	Total Operating and Capital Revenue	Total Expenditures
Adams Public Library	Central Falls	\$ -	\$ -		\$ -	0%	\$ 190,818	\$ 220,573
Ashaway Free Library	Hopkinton	\$ -	\$ -		\$ -	0%	\$ 120,021	\$ 136,220
Barrington Public Library	Barrington	\$ -	\$ -		\$ -	0%	\$ 1,906,710	\$ 1,850,061
Brownell Library, Home of Little Compton	Little Compton	\$ -	\$ -		\$ -	0%	\$ 289,399	\$ 289,984
Clark Memorial Library	Richmond	\$ -	\$ -		\$ -	0%	\$ 192,078	\$ 168,199
Community Libraries of Providence	Providence	\$ -	\$ -		\$ -	0%	\$ 6,528,289	\$ 6,679,821
Coventry Public Library	Coventry	\$ -	\$ -		\$ -	0%	\$ 1,455,263	\$ 1,420,253
Cranston Public Library	Cranston	\$ 140,995	\$ -		\$ 140,995	100%	\$ 4,332,648	\$ 4,206,255
Cross' Mills Public Library	Charlestown	\$ -	\$ 59,500	Backyard renovation fund	\$ 59,500	63%	\$ 534,542	\$ 577,824
Cumberland Public Library	Cumberland	\$ 40,000	\$ 7,465	Friends of the Cumberland Library	\$ 47,465	71%	\$ 1,990,987	\$ 1,990,987
Davisville Free Library	North Kingstown	\$ 7,085	\$ -		\$ 7,085	100%	\$ 94,100	\$ 99,053
East Greenwich Free Library	East Greenwich	\$ -	\$ -		\$ -	0%	\$ 802,402	\$ 802,165
East Providence Public Library	East Providence	\$ 185,000	\$ -	Champlin Foundation, capital grant to redesign Weaver Library	\$ 185,000	100%	\$ 3,041,928	\$ 2,934,151
East Smithfield Public Library	Smithfield	\$ -	\$ -		\$ -	0%	\$ 850,344	\$ 856,058
Exeter Public Library	Exeter	\$ -	\$ -		\$ -	0%	\$ 375,614	\$ 325,650
George Hail Free Library	Warren	\$ 80,515	\$ 297,325	Donations, fines and transfer from Board of Trustees Savings Fund	\$ 377,840	100%	\$ 791,954	\$ 791,954
Glocester Manton Free Public Library	Glocester	\$ 15,397	\$ -		\$ 15,397	15%	\$ 355,269	\$ 417,877
Greenville Public Library	Smithfield	\$ -	\$ -		\$ -	0%	\$ 1,210,105	\$ 1,171,063
Harmony Library	Glocester	\$ 16,997	\$ -		\$ 16,997	100%	\$ 311,809	\$ 322,850
Hope Library	Scituate	\$ 39,825	\$ -		\$ 39,825	100%	\$ 434,562	\$ 495,103
Island Free Library	New Shoreham	\$ -	\$ -		\$ -	0%	\$ 600,261	\$ 614,813
Jamestown Philomenian Library	Jamestown	\$ -	\$ -		\$ -	0%	\$ 812,308	\$ 613,530
Jesse M. Smith Memorial Library	Burrillville	\$ 64,950	\$ -		\$ 64,950	15%	\$ 1,524,322	\$ 1,449,681
Langworthy Public Library	Hopkinton	\$ 43,115	\$ -		\$ 43,115	100%	\$ 185,439	\$ 134,128
Libraries of Foster	Foster	\$ -	\$ -		\$ -	0%	\$ 239,837	\$ 245,112
Lincoln Public Library	Lincoln	\$ -	\$ -		\$ -	0%	\$ 1,369,790	\$ 1,369,790
Louitt Library	West Greenwich	\$ -	\$ -		\$ -	0%	\$ 400,098	\$ 389,763
Marian J. Mohr Memorial Library	Johnston	\$ -	\$ -		\$ -	0%	\$ 700,555	\$ 700,555
Maury Looijens Memorial Library	Narragansett	\$ -	\$ -		\$ -	0%	\$ 1,430,495	\$ 1,263,323
Mayor Salvatore Mancini Union Free Library	North Providence	\$ -	\$ -		\$ -	0%	\$ 1,082,343	\$ 1,105,422
Middletown Public Library	Middletown	\$ -	\$ -		\$ -	0%	\$ 957,250	\$ 957,250
Newport Public Library	Newport	\$ 250,000	\$ -		\$ 250,000	100%	\$ 2,864,198	\$ 3,000,937
North Kingstown Free Library	North Kingstown	\$ -	\$ -		\$ -	0%	\$ 1,721,741	\$ 1,717,092
North Scituate Public Library	Scituate	\$ -	\$ 69,062	investment deposit, interest	\$ 69,062	100%	\$ 478,432	\$ 417,111
North Smithfield Public Library	North Smithfield	\$ 55,000	\$ -		\$ 55,000	100%	\$ 575,826	\$ 530,342
Pascoag Free Public Library	Burrillville	\$ -	\$ -		\$ -	0%	\$ 149,477	\$ 150,414
Pawtucket Public Library	Pawtucket	\$ -	\$ -		\$ -	0%	\$ 2,858,577	\$ 3,153,436
Pontiac Free Library	Warwick	\$ -	\$ -		\$ -	0%	\$ 140,759	\$ 144,774
Portsmouth Free Public Library	Portsmouth	\$ -	\$ -		\$ -	0%	\$ 765,796	\$ 758,450
Providence Public Library	Providence	\$ -	\$ 10,335	Individual Capital Donations	\$ 10,335	2%	\$ 8,943,990	\$ 8,828,660
Rogers Free Library	Bristol	\$ 100,000	\$ -		\$ 100,000	39%	\$ 1,851,971	\$ 1,130,298
South Kingstown Public Library	South Kingstown	\$ -	\$ -		\$ -	0%	\$ 1,909,676	\$ 1,773,757
Tiverton Public Library	Tiverton	\$ -	\$ -		\$ -	0%	\$ 843,461	\$ 835,605
Warwick Public Library	Warwick	\$ 16,771	\$ -		\$ 16,771	100%	\$ 4,657,448	\$ 4,657,448
West Warwick Public Library	West Warwick	\$ -	\$ -		\$ -	0%	\$ 1,262,645	\$ 1,256,737
Westerly Public Library	Westerly	\$ -	\$ -		\$ -	0%	\$ 3,505,213	\$ 2,951,001
Willett Free Library	North Kingstown	\$ -	\$ -		\$ -	0%	\$ 186,513	\$ 134,884
Woonsocket Harris Public Library	Woonsocket	\$ -	\$ -		\$ -	0%	\$ 1,387,248	\$ 1,357,937
Total		\$ 1,055,650	\$ 443,687		\$ 1,499,337	40%	\$ 69,214,511	\$ 67,398,351
Average		\$ 21,993	\$ 9,243		\$ 31,236	27%	\$ 1,441,969	\$ 1,404,132
Median		\$ -	\$ -		\$ -	0%	\$ 827,885	\$ 818,885