



# LORI Resource Sharing Certification

## Executive Summary 2024

The following report summarizes the data collected during the annual LORI Resource Sharing Certification conducted from July 2024 to September 2024 to certify libraries for fiscal year 2025. The collection survey involved data reporting and acknowledgment of compliance with [LORI Standards and Regulations](#) (220-RICR-60-15-03), including the LORI Interlibrary Loan Code. All public, school, academic and special libraries that participate in library delivery and other resource sharing activities provided by the Office of Library and Information Services must comply with LORI Standards and Regulations and certify compliance annually.

### Introduction

---

Data was collected during the Library of Rhode Island (LORI) Resource Sharing Certification period from July 15 to September 30, 2024. LibPAS from Counting Opinions was the used to administer the survey and collect data about interlibrary loan activity, accessibility, collections, equipment inventory & services, digitization & electronic resources, instruction & learning, and technical support. The data can be used to identify trends and gaps in LORI library services. This report provides the library community with an overview of academic, public, school, and special libraries across Rhode Island.

### Composition of LORI Libraries

---

Library of Rhode Island (LORI) is a multi-type library network coordinated by OLIS and regulated by resource sharing standards established by the Library Board of Rhode Island. LORI libraries agree to participate in reciprocal borrowing and lending of library materials allowing residents, students, and academic faculties access to the collective holdings of all member libraries. The data reported by 124 LORI library systems of various library types (Figure 1), totaling 153 library facilities (Figure 2). Library types include academic, public, school and special (hospital, special and state).



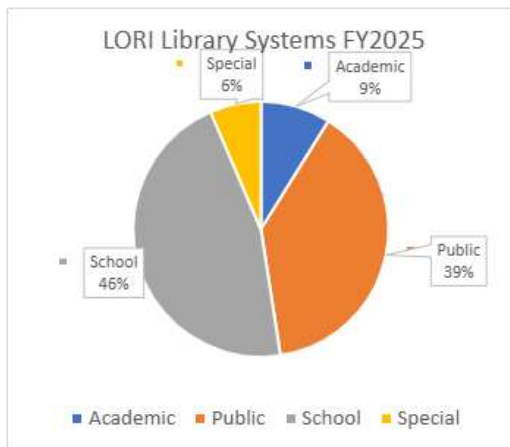


Figure 1: LORI library systems

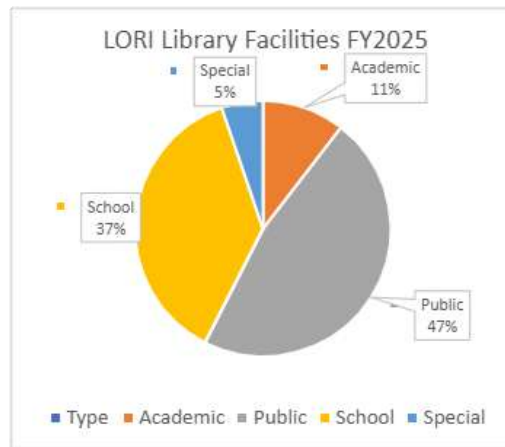


Figure 2: LORI library facilities

## LORI Interlibrary Loan Statistics

Each weekday thousands of library books and other materials (DVDs, CDs, audiobooks, magazines, etc.) are delivered to LORI libraries to meet the resource sharing needs of library patrons statewide (Figure 3 and Table 1). Transactions include those filled within the local library systems (OSL, HELIN, RILINK), as well as from other LORI libraries and libraries from outside Rhode Island. In addition, OLIS has partnered with the Massachusetts Library System (MLS) to offer interstate delivery of ILL items through Optima Courier, providing patrons with increased access to resources and decreased postage costs for participating libraries.

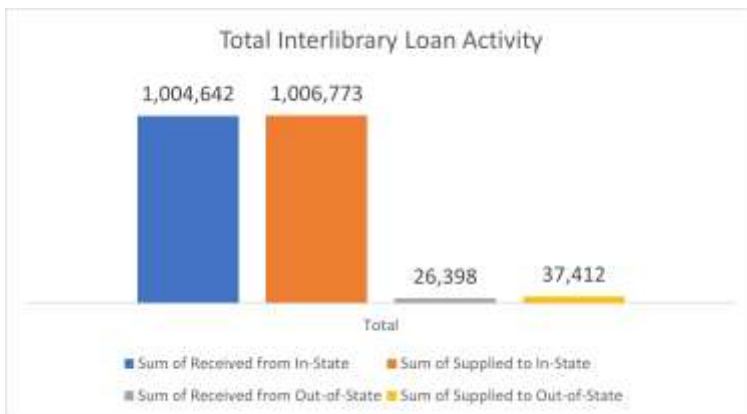


Figure 3: LORI interlibrary loan activity for all reporting libraries

ILL Activity	Academic	Public	School	Special	Grand Total
Received from RI	3,828	997,239	3,158	417	1,004,642
Provided to RI	5,476	995,653	5,518	126	1,006,773
Received from Out-of-State	23,938	1,582	41	837	26,398
Provided to Out-of-State	36,322	21	0	1,069	37,412
<b>Total</b>	<b>69,564</b>	<b>1,994,495</b>	<b>8,717</b>	<b>2,449</b>	<b>2,075,225</b>

Table 1: LORI ILL volume of items by library type and source

### Statewide interlibrary loan summary for FY2024:

- 2,075,225 items were provided to/received from other libraries.
- 99.5% of activity was completed by academic and public libraries.
- 96.9% of items were shared exclusively among LORI libraries.
- Only 63,810 items were provided to/received from out of state libraries (academic libraries 94.4%)
- 1.27% increase (26,648 items) in total interlibrary loan activity from FY2023.
- St. George’s School contributed to 38% of RI items received and 83% of RI items provided by schools due in part to their membership in Ocean State Libraries.

Location	Code	Library type	Received from In-State	Received from Out-of-State	Supplied to In-State	Supplied to Out-of-State	Total
Cranston Public Library	CRA	Public	84,458	105	63,658	3	<b>148,224</b>
Community Libraries of Providence	CLP	Public	100,435	250	33,550	1	<b>134,236</b>
Warwick Public Library	WAR	Public	63,047	36	35,334	0	<b>98,417</b>
Lincoln Public Library	LIN	Public	21,408	6	59,160	1	<b>80,575</b>
Barrington Public Library	BAR	Public	41,709	60	34,426	0	<b>76,195</b>
Newport Public Library	NPT	Public	20,536	102	55,062	0	<b>75,700</b>
North Kingstown Free Library	NKI	Public	46,364	16	29,296	0	<b>75,676</b>
South Kingstown Public Library	SKI	Public	44,643	23	30,475	0	<b>75,141</b>
East Providence Public Library	EPL	Public	48,783	38	25,503	0	<b>74,324</b>
Cumberland Public Library	CUM	Public	35,350	86	34,357	0	<b>69,793</b>

Table 2: 10 Libraries with the highest total ILL volume

Resource sharing in Rhode Island continues to be dominated by public libraries, with only Brown University (25,328 items - 30th), The University of Rhode Island (15,187 items - 39th) RI College (7,729 items – 46th) and Providence College (6,804 items – 48<sup>th</sup>) the only non-public libraries in the top 50 of total items provided and received. See Appendix A for FY2024 ILL data reported by each library.

### Institutional Membership of Talking Books Library

[Talking Books Library](#), the Rhode Island Regional Library for the Blind and Physically Handicapped, provides library service free of charge to anyone in Rhode Island who is unable to read standard print material because of a temporary or permanent visual or physical handicap. The program is part of the National Library Service network which provides free digital books, braille books, magazines, music materials and equipment to eligible residents and agencies. The Talking Books Library program is administered by the Rhode Island Office of Library and Information Services. Only 24% of LORI libraries (27 public, 3 school, 0 academic and 0 special) are institutional members of the Talking Books Library (Figure 4).

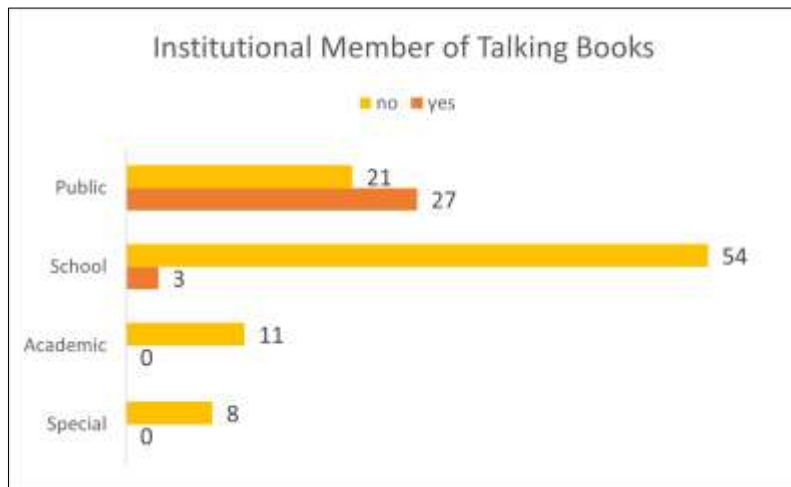


Figure 4: Institutional membership of Talking Books Library

## Website Accessibility and Assistive Technology

A critical factor in user experience design for websites is ensuring digital public websites and services are accessible to everyone, regardless of abilities or technology. In April 2024 the Department of Justice published the final [rule](#) updating the regulations for the Americans with Disabilities Act which includes requirements for state and local government’s web content to meet specific technical standards. Libraries were asked to indicate the provision of adequate contrast for content display (56%), keyboard navigation (50%), resizing to 200% without assistive technology (49%), descriptive alternative text for images (39%) and captions for video content (34%). The responses submitted in the survey demonstrate the need for education and training as an average 43% of libraries responded they were unsure if their library website provided a specific accessibility feature. Figure 5 lists the percentage of libraries across all types whose websites comply with a particular accessibility standard.

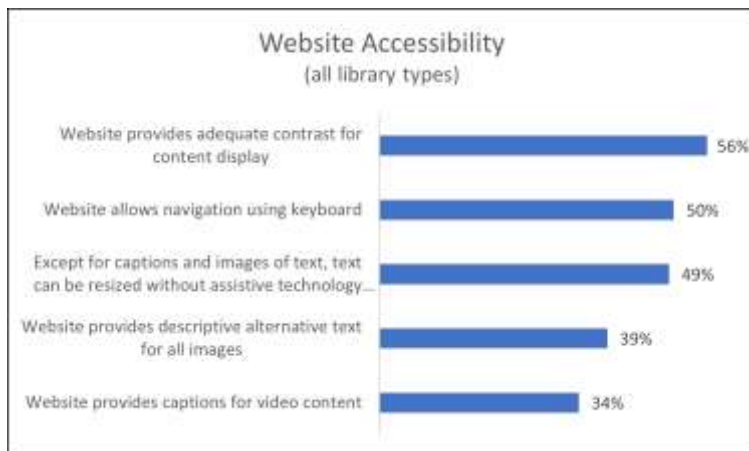


Figure 5: Website accessibility

In addition to built-in computer accessibility tools, libraries offer a wide variety of additional tools to patrons including magnifiers (44), listening devices (38), screen magnifiers (30), screen

readers (30) and assistive keyboards (23). Other tools include a Braille label maker, rollerball mouse, a laptop with Dragon Naturally Speaking voice-to-text software, touch screen monitors, Scrobe pens and a Merlin Ultra HS Desktop magnifier. Unfortunately, only 47% of libraries reported staff were trained on assistive technology and were able to provide assistance when needed.

## Collections

Libraries across the state hold a variety of unique collections such as local history or genealogy, Library of Things, music/audio, local author, art/visual, rare books and government documents (Figure 6). In addition to these more traditional collections, libraries reported unique items including an arts & fashion collection, gardening tools, historical furniture, cake pans/candy molds, circulating nature backpacks, Braille books, a seed library, a toy soldier collection and more.



Figure 6: Unique collections in libraries

A current library collection development policy is essential for maintaining a relevant, high-quality collection that meets user needs, defends against censorship, and optimizes budget/space. It guides staff in selection, acquisition, and weeding (deselection), ensures diverse viewpoints, and aligns with the institution’s mission and community demands. Libraries were asked if their collection development policy had been reviewed within the past year. There was a significant difference in affirmative responses based on library type: public (62.5%, school (52.6%), academic (45.5%) and special (25%) (Figure 7).

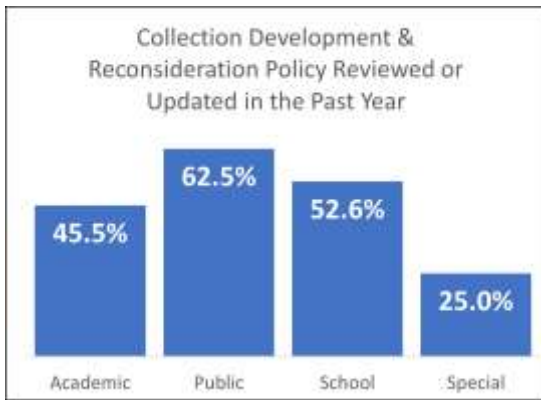


Figure 7: Review of collection development policy

## Equipment Inventory and Services

Computers and technology resources have become a priority service in libraries to access the internet, digital subscription content, conduct research and print and scan documents. Desktop and laptop deployment are approximately the same at 44% and 42% across all libraries. Computer category distribution varies widely by library type – for example, school libraries rely on the portability of laptops (728) as compared to desktops (117) for non-staff use (Table 3).

Computer Type	Academic	Public	School	Special	Grand Total
Desktops (staff)	271	623	99	33	1,026
Desktops (non-staff)	487	897	117	44	1,545
Tablets (staff)	51	237	48	5	341
Tablets (non-staff)	113	310	65	4	492
Laptops (staff)	199	288	154	33	674
Laptops (non-staff)	414	592	728	13	1,747
<b>Total</b>	<b>1,535</b>	<b>2,947</b>	<b>1,211</b>	<b>132</b>	<b>5,825</b>

Table 3: Computer devices by type and user in libraries

Across all library types laptops and desktops for non-staff use account for 57% of devices in libraries (Figure 8).

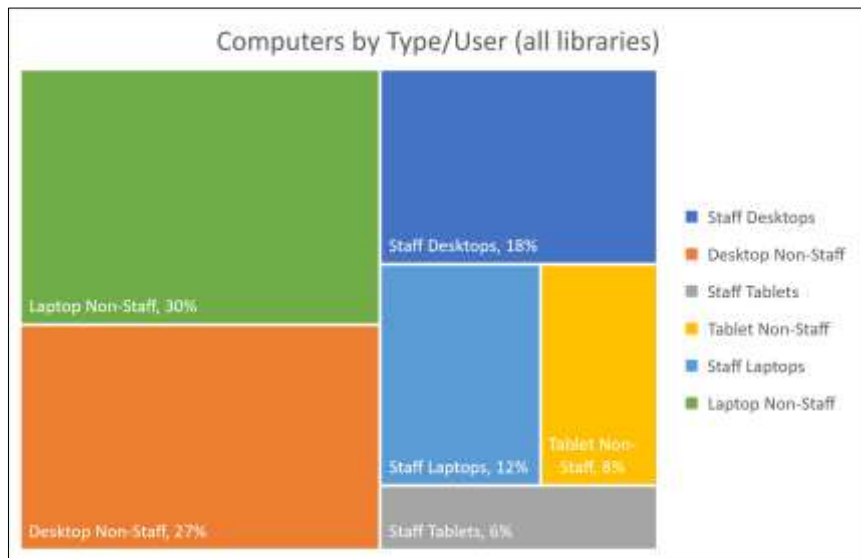


Figure 8: Computers by type and user in LORI libraries

Libraries offer a wide selection of common technology related services and tools for their patrons ranging from printing (107 libraries) to charging stations (53) and circulating mobile hotspots (20) (Figure 9). Additional tools include Arduino kits, augmented reality globes, coding kits and robots, streaming service media players, laminators, scientific & graphic calculators and audio or video studios/transfer equipment.

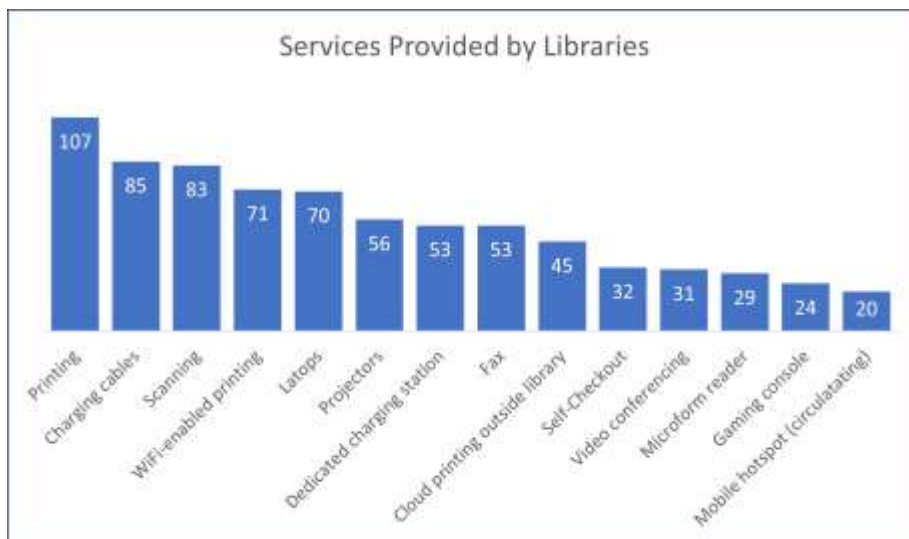


Figure 9: Technology services in libraries

Forty-six libraries (academic – 5, public – 24 and school – 17) responded they provide equipment for Makerspace activities and programming using some common tools including crafting tools, STEM/STEAM kits, 3-D printers, recording studios, conversion stations, virtual reality equipment and microcomputers (Figure 10). There are some unique offerings including building blocks, button makers, Google Cardboard, hydroponic garden stations, sewing machines and vinyl cutters.




Figure 10: Makerspace equipment in libraries

## Digitized Collections and Repository

Approximately one-third of libraries (40) responded they have digital collections digitized for or by the library and are available online. Figure 11 indicates the number of libraries by library type with online digitized collections (public 48, academic 11, special 8 and school 57).

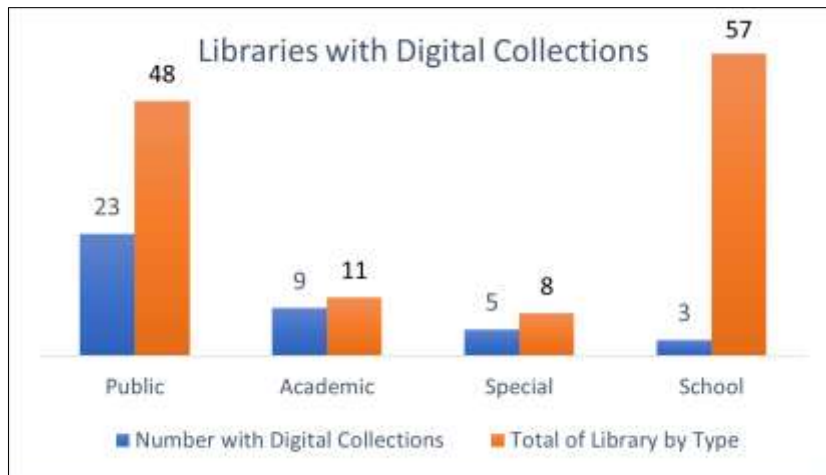


Figure 11: Libraries with online digitized collections

Publicly accessible digital assets in library digital collections have a variety of formats and types (Figure 12) including yearbooks, video, newspapers, photographs, maps and academic research.

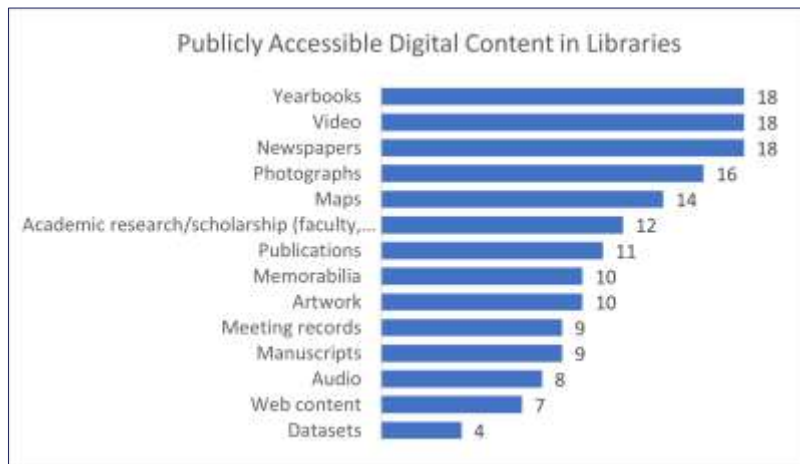


Figure 12: Types of publicly accessible digital content in libraries

80% of libraries reported their digital collections are hosted in a repository. The majority (70%) use 3rd parties like Flickr, Advantage Archive, Internet Archive, JSTOR, Omeka. Only 10% of libraries are locally hosted. Please see Appendix B for a list of repository URLs reported by libraries. Four public libraries (George Hail, Jamestown Philomenian, Newport, and Providence Public) indicated they also participate in the [National Digital Newspaper Program](#).

## Database and Digital Content Subscriptions

Libraries were asked to indicate from a list which informational/educational databases the library subscribes to, excluding consortium-wide subscriptions (Figure 13).

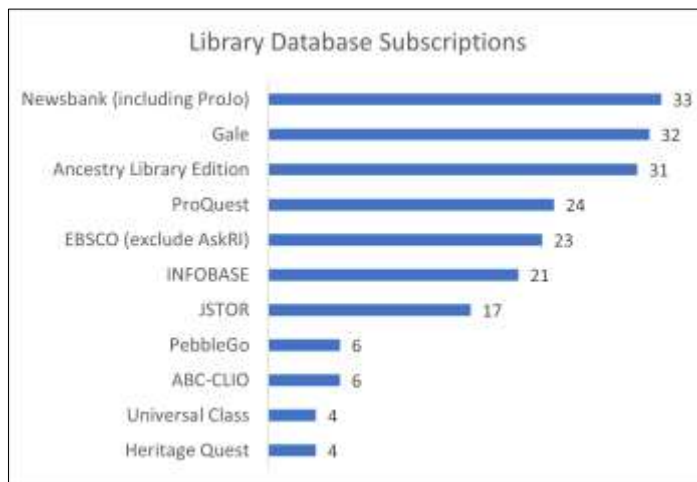


Figure 13: Commonly reported library database subscriptions

Libraries were provided with the opportunity to report any additional subscriptions not listed in the survey. Of those additionally specified resources, the following databases were listed by more than one library: Consumer Reports, Mergent, New York Times, Project MUSE, ScienceDirect, and STAT!Ref. Other unique titles include Berg Fashion Library, ClinicalKey, Hoovers, Morningstar, NoodleTools and a Family Search Affiliate.

Libraries also subscribe to a variety of eBook and streaming content in addition to that which is provided by the library consortium (Figure 14). Kanopy, OverDrive Advantage, and Hoopla are each subscribed to by at least 25 libraries.

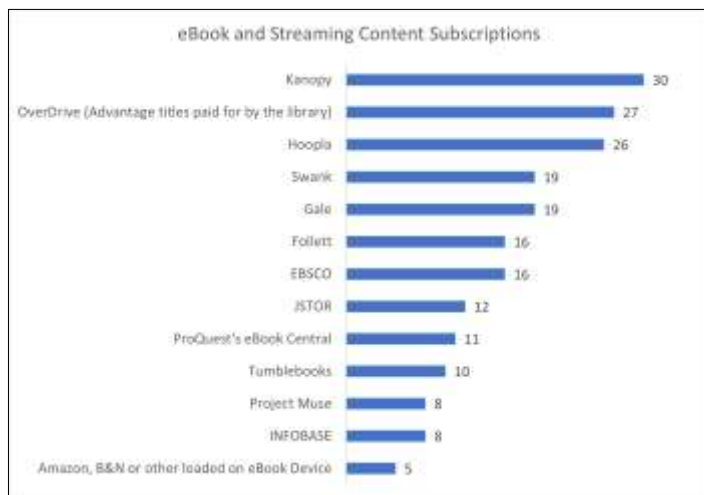


Figure 14: Commonly reported eBook and streaming content subscriptions

A few additional subscriptions reported were Comics Plus, CreativeBug, Freading, and PressReader. Libraries also indicated if their license allows for interlibrary loan of subscribed digital content. While only 31 libraries indicated interlibrary loan was allowed, more indicated no (93) or unsure (23).

There is a noticeable difference by library type in the percentage of the library's total acquisition budget spent on digital content (Table 4 and Figure 15).

Percent of Budget	Academic	Public	School	Special	Grand Total
None	0	3	13	3	19
1% - 25%	0	35	20	2	57
26% - 50%	1	9	11	2	23
51% - 75%	1	1	12	0	14
76% - 100%	9	0	1	1	11
<b>Grand Total</b>	<b>11</b>	<b>48</b>	<b>57</b>	<b>8</b>	<b>124</b>

Table 4: Digital content spending

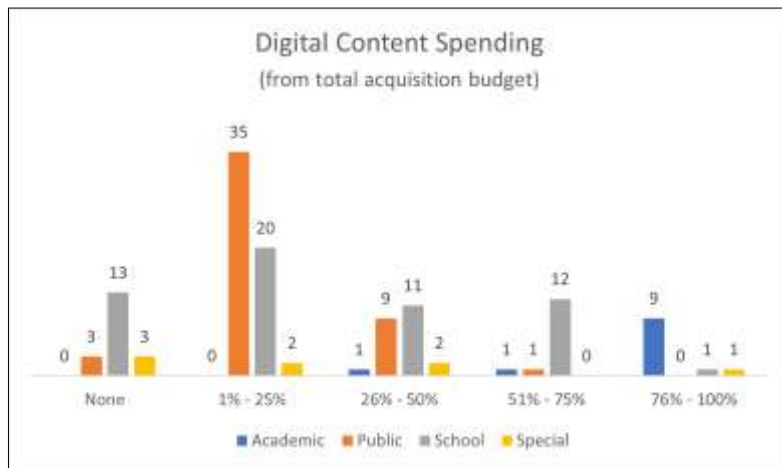


Figure 15: Digital content spending by library type

While nearly all academic libraries indicate spending between 76-100% of the total acquisition budget, most public and school libraries expend only 1-25%. When asked which factors most influence subscription decisions, cost was the highest reported reason (Figure 16) across all library types (Figure 17).

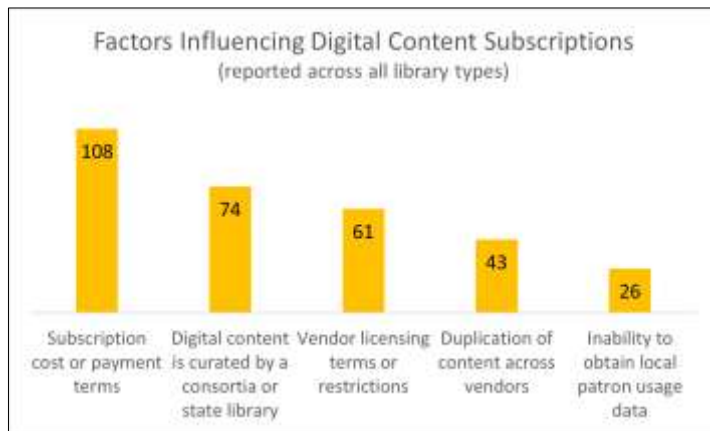


Figure 16: Factors influencing digital subscriptions

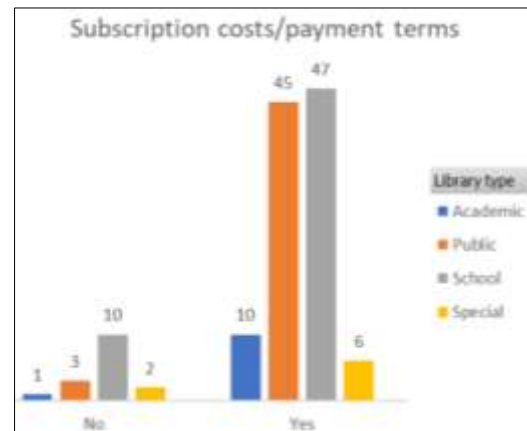


Figure 17: Subscription cost by library type

## Instruction and Learning

Libraries were asked to report how technology instruction is delivered by the library. Online tutorials (55) and technology classrooms/computer labs (54) were the most common. Of those libraries providing group instruction at least four times per year (95), a variety of popular topics were offered (Figure 18).

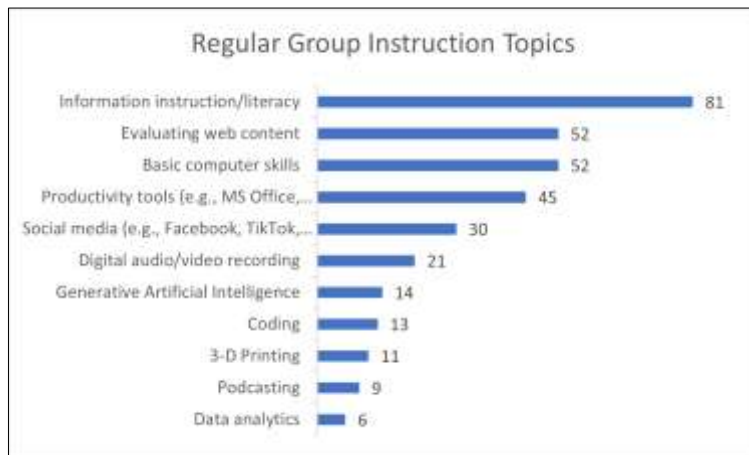


Figure 18: Topics offered in regularly scheduled group instruction

Additional topics include research skills, accessing eBooks, library catalog, online safety/scams and laser & vinyl cutter workshops.

## Technology Support

Nearly 94% of libraries have complete and immediate access to edit and publish library content on their website. Several school and special libraries reported they need to seek approval before edits were published.

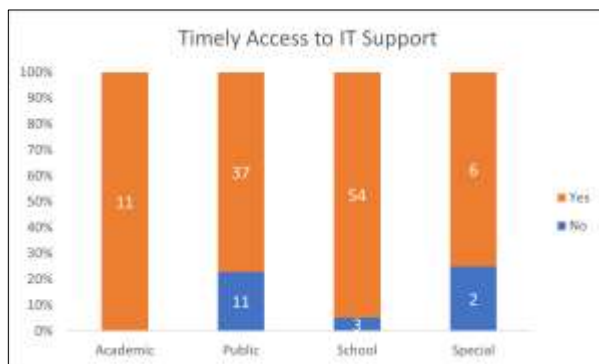


Figure 19: Timely Access to IT Support

87% of libraries have timely access to a designated unit/individual (excluding consortium support) whose primary responsibilities include support for network and hardware/software upkeep (Figure 19).

## Appendix A: FY2024 LORI Interlibrary Loan Statistics

Location	Code	Library type	Received from In-State	Received from Out-of-State	Supplied to In-State	Supplied to Out-of-State	Total
Adams Public Library	CFA	Public	434	0	6,067	0	<b>6,501</b>
Alan S. Feinstein Middle School Library	CKO	School	0	0	0	0	<b>0</b>
Archie R. Cole Middle School Library	EGC	School	66	0	6	0	<b>72</b>
Ashaway Free Library	ASH	Public	8,162	30	5,903	0	<b>14,095</b>
Barrington High School Library	BHS	School	0	0	7	0	<b>7</b>
Barrington Middle School Library	BMS	School	76	0	87	0	<b>163</b>
Barrington Public Library	BAR	Public	41,709	60	34,426	0	<b>76,195</b>
Blackrock School Library	CBS	School	0	0	0	0	<b>0</b>
Block Island School Library	BIS	School	0	0	0	0	<b>0</b>
Brown University	BRR	Academic	279	13,061	675	11,313	<b>25,328</b>
Brownell Library, Home of Little Compton	LCO	Public	8,775	29	9,384	0	<b>18,188</b>
Bryant University	BRY	Academic	117	481	155	527	<b>1,280</b>
Burrillville High School Library	BUH	School	49	3	17	0	<b>69</b>
Burrillville Middle School Library	BSH	School	4	0	15	0	<b>19</b>
Chariho High School	CHO	School	56	0	54	0	<b>110</b>
Chariho Middle School Library	CMS	School	78	0	39	0	<b>117</b>
Claiborne Pell Elementary School	NPS	School	5	0	16	0	<b>21</b>
Clark Memorial Library	CLA	Public	8,090	15	6,938	0	<b>15,043</b>
Community College of Rhode Island	CCW	Academic	25	48	119	276	<b>468</b>
Community Libraries of Providence	CLP	Public	100,435	250	33,550	1	<b>134,236</b>
Coventry Public Library	COV	Public	23,671	147	41,867	0	<b>65,685</b>
Cranston High School East Library	CHE	School	22	0	112	0	<b>134</b>
Cranston High School West Library	CHW	School	0	0	21	0	<b>21</b>
Cranston Public Library	CRA	Public	84,458	105	63,658	3	<b>148,224</b>
Cross' Mills Public Library	CHA	Public	18,269	25	13,886	0	<b>32,180</b>
Cumberland High School Library	CUH	School	21	0	0	0	<b>21</b>
Cumberland Public Library	CUM	Public	35,350	86	34,357	0	<b>69,793</b>
Davisville Free Library	DPL	Public	5,207	0	2,482	0	<b>7,689</b>
East Greenwich Free Library	EGR	Public	30,931	14	17,553	0	<b>48,498</b>
East Greenwich High School Library	EGH	School	317	0	1	0	<b>318</b>
East Providence High School Library	EPH	School	0	0	0	0	<b>0</b>
East Providence Public Library	EPL	Public	48,783	38	25,503	0	<b>74,324</b>
East Smithfield Public Library	ESM	Public	8,454	14	19,598	1	<b>28,067</b>
Exeter Public Library	EXE	Public	10,197	4	9,826	0	<b>20,027</b>
Exeter West Greenwich High Library	EWG	School	3	0	55	0	<b>58</b>
George Hail Free Library	WRR	Public	9,573	19	5,705	0	<b>15,297</b>
George Hanaford School Library	HAN	School	0	0	0	0	<b>0</b>
Glocester Manton Free Public Library	GLO	Public	5,215	2	6,171	0	<b>11,388</b>
Greenville Public Library	GVL	Public	19,492	17	27,336	0	<b>46,845</b>
Hampden Meadows School Library	HMS	School	3	0	4	0	<b>7</b>
Harmony Library	HAR	Public	6,960	4	9,351	1	<b>16,316</b>
Hope Library	HPE	Public	8,027	0	11,582	0	<b>19,609</b>



Location	Code	Library type	Received from In-State	Received from Out-of-State	Supplied to In-State	Supplied to Out-of-State	Total
Hugh B. Bain Middle School Library	HBD	School	87	0	32	0	119
Island Free Library	NSH	Public	2,573	0	3,730	0	6,303
Jamestown Philomenian Library	JAM	Public	10,768	6	9,370	0	20,144
Jesse M. Smith Memorial Library	BUR	Public	9,439	15	21,374	0	30,828
Johnson & Wales University	JWA	Academic	312	661	124	408	1,505
Johnston High School Library	JHS	School	36	0	8	0	44
Kickemuit Middle School Library	KMS	School	280	0	46	0	326
La Salle Academy Library	LSA	School	27	0	29	0	56
Langworthy Public Library	LAN	Public	6,558	3	2,678	0	9,239
Lawn Avenue School Library	JSL	School	52	0	14	0	66
Libraries of Foster	FOS	Public	5,231	0	5,132	0	10,363
Lincoln High School Library	LHS	School	1	0	27	0	28
Lincoln Public Library	LIN	Public	21,408	6	59,160	1	80,575
Louttit Library	WGR	Public	9,461	59	13,122	1	22,643
Marian J. Mohr Memorial Library	JOH	Public	10,308	4	10,339	0	20,651
Martin Middle School Library	ERM	School	0	0	0	0	0
Maury Loontjens Memorial Library	NAR	Public	22,589	32	27,056	0	49,677
Mayor Salvatore Mancini Union Free Library	NPR	Public	21,542	4	44,051	6	65,603
Melrose Avenue School Library	JSM	School	0	0	0	0	0
Middletown Public Library	MID	Public	20,366	36	18,042	1	38,445
Moses Brown Library	MBS	School	11	2	0	0	13
Mt. Hope High School Library	BWH	School	17	0	76	0	93
Narragansett High School Library	NRH	School	21	0	36	0	57
Narragansett Pier School Library	NPS	School	3	0	0	0	3
Nayatt School Library	NYS	School	0	0	0	0	0
New England Institute of Technology	NET	Academic	304	383	36	169	892
Newport Public Library	NPT	Public	20,536	102	55,062	0	75,700
Nicolas A. Ferri Middle School Library	JFM	School	10	0	35	0	45
North Kingstown Free Library	NKI	Public	46,364	16	29,296	0	75,676
North Scituate Public Library	SCI	Public	16,617	85	14,834	0	31,536
North Smithfield High School Library	NSJ	School	306	0	0	0	306
North Smithfield Public Library	NSM	Public	9,560	2	16,720	0	26,282
Park View Middle School Library	CPV	School	75	0	82	0	157
Pascoag Free Public Library	PAS	Public	1,512	0	2,014	0	3,526
Pawtucket Public Library	PAW	Public	20,761	36	26,468	0	47,265
Pilgrim High School Library	WPH	School	0	0	0	0	0
Ponaganset High School Library	PHS	School	5	0	2	0	7
Ponaganset Middle School Library	PMS	School	53	0	2	0	55
Pontiac Free Library	WPO	Public	3,008	1	5,256	0	8,265
Portsmouth Abbey School Library	PAB	School	2	36	0	0	38
Portsmouth Free Public Library	POR	Public	19,017	18	16,853	0	35,888
Portsmouth High School Library	POH	School	30	0	21	0	51
Portsmouth Middle School Library	POJ	School	0	0	0	0	0
Primrose Hill School Library	PRH	School	12	0	5	0	17



Location	Code	Library type	Received from In-State	Received from Out-of-State	Supplied to In-State	Supplied to Out-of-State	Total
Providence Athenaeum Library	ATH	Special	244	127	7	106	<b>484</b>
Providence Career & Tech Acad Library	PCT	School	0	0	0	0	<b>0</b>
Providence College	PCO	Academic	959	3,058	660	2,127	<b>6,804</b>
Providence Public Library	PRO	Public	19,952	81	49,414	3	<b>69,450</b>
Redwood Library and Athenaeum	RED	Special	70	40	32	151	<b>293</b>
Rhode Island College	RIC	Academic	349	1,762	870	4,748	<b>7,729</b>
Rhode Island Historical Society Library	RHS	Special	0	0	0	0	<b>0</b>
Rhode Island Hospital Library	RIH	Special	49	586	36	226	<b>897</b>
Rhode Island Law Library	RLW	Special	6	14	5	15	<b>40</b>
Rhode Island School for the Deaf Library	RIS	Special	45	0	6	0	<b>51</b>
Rhode Island School of Design	RSD	Academic	192	318	53	549	<b>1,112</b>
Rhode Island State Library	RST	Special	0	0	0	0	<b>0</b>
Riverside Middle School Library	RMS	School	16	0	20	0	<b>36</b>
Rocky Hill Country Day School	ERH	School	0	0	0	0	<b>0</b>
Roger Williams University	RWU	Academic	235	530	1,371	4,360	<b>6,496</b>
Rogers Free Library	BRI	Public	22,506	46	24,897	2	<b>47,451</b>
Saint George's School Library	SGA	School	1,221	0	4,559	0	<b>5,780</b>
Salve Regina University	SRC	Academic	999	904	405	455	<b>2,763</b>
Shea High School Library	SHE	School	0	0	0	0	<b>0</b>
Smithfield High School Library	SMS	School	0	0	0	0	<b>0</b>
South Kingstown High School Library	SKS	School	0	0	0	0	<b>0</b>
South Kingstown Public Library	SKI	Public	44,643	23	30,475	0	<b>75,141</b>
Sowams Elementary School Library	SWE	School	0	0	0	0	<b>0</b>
Tiverton High School Library	THS	School	36	0	0	0	<b>36</b>
Tiverton Public Library	TIV	Public	18,484	55	17,650	1	<b>36,190</b>
Toll Gate High School Library	WTH	School	40	0	40	0	<b>80</b>
Tolman High School Library	TOL	School	32	0	8	0	<b>40</b>
University of Rhode Island	URI	Academic	57	2,732	1,008	11,390	<b>15,187</b>
Veterans Affairs Medical Center	VAM	Special	3	70	40	571	<b>684</b>
Vincent J. Gallagher Middle School Library	SGM	School	83	0	35	0	<b>118</b>
Warwick Public Library	WAR	Public	63,047	36	35,334	0	<b>98,417</b>
West Warwick Public Library	WWA	Public	18,458	1	22,814	0	<b>41,273</b>
Westerly Public Library	WES	Public	29,583	46	31,816	0	<b>61,445</b>
Western Coventry School Library	CVW	School	0	0	0	0	<b>0</b>
Western Hills School Library	CEM	School	2	0	7	0	<b>9</b>
Willett Free Library	WIL	Public	3,521	0	3,132	0	<b>6,653</b>
Winman Middle School Library	WWN	School	0	0	0	0	<b>0</b>
Woonsocket Harris Public Library	WNS	Public	17,235	10	14,421	0	<b>31,666</b>
<b>Total</b>			<b>1,004,642</b>	<b>26,398</b>	<b>1,006,773</b>	<b>37,412</b>	<b>2,075,225</b>



## Appendix B: Digital Repositories Reported in FY2025 LORI Certification

ATH	<a href="http://digital.provath.org/">http://digital.provath.org/</a>
BAR	<a href="https://barrington.historyarchives.online/home">https://barrington.historyarchives.online/home</a>
BRR	<a href="repository.library.brown.edu/studio/">repository.library.brown.edu/studio/</a>
BRY	<a href="https://digitalcommons.bryant.edu/">https://digitalcommons.bryant.edu/</a>
BUR	<a href="https://jmslibrary.org/">https://jmslibrary.org/</a>
CRA	<a href="https://cranston.advantage-preservation.com/">https://cranston.advantage-preservation.com/</a>
EGH	<a href="guides.rilinkschools.org/EGHS-Senior-Art-Show">guides.rilinkschools.org/EGHS-Senior-Art-Show</a>
EGR	<a href="eastgreenwich.advantage-preservation.com">eastgreenwich.advantage-preservation.com</a>
EPL	<a href="flihtml5.com/bookcase/gpwia">flihtml5.com/bookcase/gpwia</a>
GVL	<a href="https://greenville.advantage-preservation.com/">https://greenville.advantage-preservation.com/</a>
JAM	<a href="jamestown.advantage-preservation.com/">jamestown.advantage-preservation.com/</a>
JWA	<a href="https://scholarsarchive.jwu.edu/">https://scholarsarchive.jwu.edu/</a>
NKI	<a href="nklibrary.catalogaccess.com/home">nklibrary.catalogaccess.com/home</a>
NPT	<a href="https://newportlibraryri.libguides.com/c.php?q=1146550">https://newportlibraryri.libguides.com/c.php?q=1146550</a>
NSH	<a href="https://islandfree.advantage-preservation.com/">https://islandfree.advantage-preservation.com/</a>
PAW	<a href="www.flickr.com/photos/pawtucketlibrary/collections">www.flickr.com/photos/pawtucketlibrary/collections</a> and <a href="pawtucket.historyarchives.online/home">pawtucket.historyarchives.online/home</a>
PCO	<a href="pcdc.providence.edu">pcdc.providence.edu</a> ; <a href="https://digitalcommons.providence.edu/">https://digitalcommons.providence.edu/</a>
PRO	<a href="provlibdigital.org">provlibdigital.org</a>
RIC	<a href="digitalcollections.ric.edu">digitalcollections.ric.edu</a>
RLW	<a href="https://helindigitalcommons.org/lawarchive/">https://helindigitalcommons.org/lawarchive/</a>
RSD	<a href="https://digitalcommons.risd.edu/">https://digitalcommons.risd.edu/</a>
RST	<a href="https://statelibrarycatalog.sos.ri.gov/">https://statelibrarycatalog.sos.ri.gov/</a>
RWU	<a href="docs.rwu.edu">docs.rwu.edu</a>
SKI	<a href="skpubliclibrary.omeka.net/">skpubliclibrary.omeka.net/</a>
SRC	<a href="www.jstor.org/site/salve-regina-university/">www.jstor.org/site/salve-regina-university/</a>
URI	<a href="https://digitalcommons.uri.edu/">https://digitalcommons.uri.edu/</a>
WAR	<a href="https://www.warwicklibrary.org/local-history">https://www.warwicklibrary.org/local-history</a>
WES	<a href="https://westerly.historyarchives.online/home">https://westerly.historyarchives.online/home</a>
WNS	<a href="woonsocketlibrary.org">woonsocketlibrary.org</a>
WRR	<a href="https://warrenri.historyarchives.online/home">https://warrenri.historyarchives.online/home</a>