

Income and Expenditures by Library System FY2024

2024 Rhode Island Public Library Statistical Report: Income and Expenditures by Library System

Release date: February 2025

These data tables are part of a statistical report based on data collected in the 2024 Rhode Island Public Library Annual Survey. The full report is located on the Office of Library and Information Services website at <https://olis.ri.gov/programs-and-support/library-statistics/public-library-annual-survey>.

Data collected through the Annual Survey covers FY2024 (July 1, 2023 - June 30, 2024). The deadline for the report submission was September 15, 2024.

The Office of Library and Information Services (OLIS) participates in the national Public Libraries Survey (PLS), which is administered annually by the Institute of Museum and Library Services (IMLS). Data submitted to the PLS goes through a vetting process to ensure accuracy. Preliminary data is returned to the states annually, but is not considered finalized until published by IMLS. The data made available by OLIS through this statistical report is preliminary data, with a few corrected data points from individual libraries.

Throughout this spreadsheet, calculated measures are indicated by a differently colored column heading.

To see the revenue and expenditures by municipality, please see the report Income and Expenditures by Municipality FY2024 on the OLIS website.

For municipalities in which more than one independent library system operates, library service areas were determined by OLIS using a spatial analysis of patron location. The municipal population was apportioned based on the geographic location and density of each library's patrons within the municipality. Only the population within the designated library service area is reflected in the population figure for each of the 17 libraries that share municipalities. If you have questions about using the data, suggestions for improvements, or have developed analyses that would be helpful to the community, please contact Kelly Metzger, kelly.metzger@olis.ri.gov.

Click on one of the links below or one of the tabs to view individual sheets.

Tab Title

[Operating Rev](#)
[Operating Rev - chart](#)
[Operating Expend](#)
[Operating Expend - chart](#)
[Staff Expend](#)
[Staff Expend by pop](#)
[Collection Expend](#)
[Other Operating Expend](#)
[OthOpExp - chart](#)
[Capital Rev & Expend](#)
[All Data](#)

Worksheet description

Operating revenue broken down by source
Bar chart of operating revenue by source
Operating expenditures broken down by category
Bar chart of operating expenditures by category
Breakdown of staffing expenditures
Breakdown of staffing expenditures by population peer group
Collection expenditures broken down by format
Other operating expenditures broken down by category
Treemap of other operating expenditures by category
Capital revenue and expenditures, with breakdowns
All financial data, as reported



Operating Revenue by Library System FY2024

Location	Municipality	Total Operating and Capital Revenue	Total Operating Revenue	Local		State			
				Local Government Revenue	Local % of Total Operating Revenue	State Aid to Libraries	Other State Funding	Total State Government Revenue	State % of Total Operating Revenue
Barrington Public Library	Barrington	\$ 1,871,959	\$ 1,871,959	\$ 1,416,379	76%	\$ 379,347	\$ 2,000	\$ 381,347	20%
Rogers Free Library	Bristol	\$ 1,509,921	\$ 1,220,863	\$ 1,013,130	83%	\$ 206,100	\$ 1,000	\$ 207,100	17%
Jesse M. Smith Memorial Library	Burrillville	\$ 1,792,276	\$ 1,016,583	\$ 832,943	82%	\$ 165,957	\$ -	\$ 165,957	16%
Pascoag Free Public Library	Burrillville	\$ 153,909	\$ 145,309	\$ 87,000	60%	\$ 58,309	\$ -	\$ 58,309	40%
Adams Public Library	Central Falls	\$ 204,238	\$ 204,238	\$ 118,825	58%	\$ 36,917	\$ -	\$ 36,917	18%
Cross' Mills Public Library	Charlestown	\$ 441,556	\$ 435,255	\$ 276,516	64%	\$ 64,266	\$ 1,000	\$ 65,266	15%
Coventry Public Library	Coventry	\$ 1,516,287	\$ 1,386,007	\$ 1,085,278	78%	\$ 251,550	\$ -	\$ 251,550	18%
Cranston Public Library	Cranston	\$ 4,056,893	\$ 4,056,893	\$ 3,186,998	79%	\$ 797,557	\$ 3,000	\$ 800,557	20%
Cumberland Public Library	Cumberland	\$ 1,960,309	\$ 1,921,580	\$ 1,500,214	78%	\$ 353,926	\$ 2,000	\$ 355,926	19%
East Greenwich Free Library	East Greenwich	\$ 909,830	\$ 799,665	\$ 563,295	70%	\$ 149,839	\$ 1,500	\$ 151,339	19%
East Providence Public Library	East Providence	\$ 2,892,725	\$ 2,890,725	\$ 2,355,663	81%	\$ 445,181	\$ 4,000	\$ 449,181	16%
Exeter Public Library	Exeter	\$ 340,794	\$ 340,794	\$ 264,182	78%	\$ 56,782	\$ -	\$ 56,782	17%
Libraries of Foster	Foster	\$ 232,864	\$ 232,864	\$ 179,845	77%	\$ 41,835	\$ -	\$ 41,835	18%
Glocester Manton Free Public Library	Glocester	\$ 247,952	\$ 247,952	\$ 180,623	73%	\$ 42,452	\$ 5,000	\$ 47,452	19%
Harmony Library	Glocester	\$ 283,858	\$ 283,858	\$ 214,504	76%	\$ 52,886	\$ -	\$ 52,886	19%
Ashaway Free Library	Hopkinton	\$ 119,712	\$ 119,712	\$ 71,000	59%	\$ 21,000	\$ 500	\$ 21,500	18%
Langworthy Public Library	Hopkinton	\$ 143,735	\$ 142,195	\$ 71,000	50%	\$ 23,300	\$ 500	\$ 23,800	17%
Jamestown Philomenian Library	Jamestown	\$ 5,683,834	\$ 604,207	\$ 475,879	79%	\$ 120,781	\$ 1,500	\$ 122,281	20%
Marian J. Mohr Memorial Library	Johnston	\$ 664,287	\$ 664,287	\$ 516,004	78%	\$ 133,453	\$ 500	\$ 133,953	20%
Lincoln Public Library	Lincoln	\$ 1,357,871	\$ 1,357,871	\$ 1,090,753	80%	\$ 259,616	\$ 2,000	\$ 261,616	19%
Brownell Library, Home of Little Compton	Little Compton	\$ 269,235	\$ 269,235	\$ 193,352	72%	\$ 42,594	\$ -	\$ 42,594	16%
Middletown Public Library	Middletown	\$ 963,578	\$ 937,461	\$ 718,716	77%	\$ 180,903	\$ 1,500	\$ 182,403	19%
Maury Loontjens Memorial Library	Narragansett	\$ 7,173,859	\$ 1,373,859	\$ 1,126,729	82%	\$ 210,276	\$ 4,000	\$ 214,276	16%
Island Free Library	New Shoreham	\$ 568,754	\$ 567,768	\$ 451,649	80%	\$ 108,269	\$ -	\$ 108,269	19%
Newport Public Library	Newport	\$ 2,639,826	\$ 2,616,826	\$ 2,052,332	78%	\$ 486,394	\$ -	\$ 486,394	19%
Davisville Free Library	North Kingstown	\$ 112,379	\$ 112,379	\$ 11,500	10%	\$ 27,000	\$ 3,500	\$ 30,500	27%
North Kingstown Free Library	North Kingstown	\$ 1,717,671	\$ 1,717,671	\$ 1,403,122	82%	\$ 294,145	\$ -	\$ 294,145	17%

Operating Revenue by Library System FY2024

Location	Municipality	Total Operating and Capital Revenue	Total Operating Revenue	Local		State			
				Local Government Revenue	Local % of Total Operating Revenue	State Aid to Libraries	Other State Funding	Total State Government Revenue	State % of Total Operating Revenue
Willett Free Library	North Kingstown	\$ 136,532	\$ 136,532	\$ 11,500	8%	\$ 32,654	\$ -	\$ 32,654	24%
Mayor Salvatore Mancini Union Free Library	North Providence	\$ 1,033,976	\$ 1,033,976	\$ 784,362	76%	\$ 246,714	\$ 2,000	\$ 248,714	24%
North Smithfield Public Library	North Smithfield	\$ 517,684	\$ 517,684	\$ 393,245	76%	\$ 95,325	\$ -	\$ 95,325	18%
Pawtucket Public Library	Pawtucket	\$ 3,311,052	\$ 2,767,445	\$ 2,136,783	77%	\$ 474,735	\$ 58,044	\$ 532,779	19%
Portsmouth Free Public Library	Portsmouth	\$ 749,857	\$ 749,857	\$ 560,304	75%	\$ 134,841	\$ 2,500	\$ 137,341	18%
Community Libraries of Providence	Providence	\$ 6,365,097	\$ 6,290,277	\$ 3,996,000	64%	\$ 998,750	\$ 28,000	\$ 1,026,750	16%
Providence Public Library	Providence	\$ 9,000,426	\$ 8,410,605	\$ 365,658	4%	\$ 912,071	\$ 1,103,852	\$ 2,015,923	24%
Clark Memorial Library	Richmond	\$ 187,647	\$ 182,648	\$ 102,000	56%	\$ 32,206	\$ -	\$ 32,206	18%
Hope Library	Scituate	\$ 594,525	\$ 372,108	\$ 291,882	78%	\$ 66,904	\$ -	\$ 66,904	18%
North Scituate Public Library	Scituate	\$ 394,528	\$ 392,382	\$ 291,896	74%	\$ 66,903	\$ -	\$ 66,903	17%
East Smithfield Public Library	Smithfield	\$ 819,179	\$ 819,179	\$ 610,859	75%	\$ 169,028	\$ -	\$ 169,028	21%
Greenville Public Library	Smithfield	\$ 1,200,414	\$ 1,199,414	\$ 941,850	79%	\$ 194,897	\$ -	\$ 194,897	16%
South Kingstown Public Library	South Kingstown	\$ 1,504,175	\$ 1,466,397	\$ 1,063,499	73%	\$ 258,400	\$ -	\$ 258,400	18%
Tiverton Public Library	Tiverton	\$ 787,556	\$ 787,556	\$ 615,000	78%	\$ 147,750	\$ 1,500	\$ 149,250	19%
George Hail Free Library	Warren	\$ 491,798	\$ 443,452	\$ 306,019	69%	\$ 73,963	\$ 1,500	\$ 75,463	17%
Pontiac Free Library	Warwick	\$ 150,380	\$ 150,380	\$ -	0%	\$ 23,755	\$ -	\$ 23,755	16%
Warwick Public Library	Warwick	\$ 4,615,403	\$ 4,553,213	\$ 3,715,251	82%	\$ 755,026	\$ -	\$ 755,026	17%
Loutitit Library	West Greenwich	\$ 369,389	\$ 369,389	\$ 298,778	81%	\$ 61,668	\$ 500	\$ 62,168	17%
West Warwick Public Library	West Warwick	\$ 1,203,131	\$ 1,203,131	\$ 886,108	74%	\$ 201,979	\$ 1,000	\$ 202,979	17%
Westerly Public Library	Westerly	\$ 3,305,758	\$ 3,067,045	\$ 533,000	17%	\$ 441,250	\$ 1,750	\$ 443,000	14%
Woonsocket Harris Public Library	Woonsocket	\$ 1,281,698	\$ 1,270,698	\$ 957,253	75%	\$ 240,870	\$ -	\$ 240,870	19%
Total		\$ 77,850,317	\$ 63,721,384	\$ 40,318,678	63%	\$ 10,640,324	\$ 1,234,146	\$ 11,874,470	19%
Average		\$ 1,621,882	\$ 1,327,529	\$ 839,972	67%	\$ 221,673	\$ 25,711	\$ 247,385	19%
Median		\$ 864,505	\$ 793,611	\$ 546,652	76%	\$ 148,795	\$ 500	\$ 150,295	18%

Operating Revenue by Library System FY2024

Location	Municipality	Federal						Federal % of Total Operating Revenue
		LSTA Funding: LORI Grants	LSTA Funding: Other	Stimulus Funding: Non-Library	Other Federal Funding	Total Federal Government Revenue		
Barrington Public Library	Barrington	\$ 25,000	\$ -	\$ -	\$ -	\$ 25,000	1%	
Rogers Free Library	Bristol	\$ 633	\$ -	\$ -	\$ -	\$ 633	0.1%	
Jesse M. Smith Memorial Library	Burrillville	\$ 5,900	\$ -	\$ -	\$ -	\$ 5,900	0.6%	
Pascoag Free Public Library	Burrillville	\$ -	\$ -	\$ -	\$ -	\$ -	0%	
Adams Public Library	Central Falls	\$ -	\$ -	\$ -	\$ -	\$ -	0%	
Cross' Mills Public Library	Charlestown	\$ 900	\$ -	\$ -	\$ -	\$ 900	0.2%	
Coventry Public Library	Coventry	\$ -	\$ -	\$ 25,000	\$ -	\$ 25,000	2%	
Cranston Public Library	Cranston	\$ 31,150	\$ -	\$ -	\$ -	\$ 31,150	0.8%	
Cumberland Public Library	Cumberland	\$ -	\$ -	\$ -	\$ -	\$ -	0%	
East Greenwich Free Library	East Greenwich	\$ 900	\$ -	\$ -	\$ -	\$ 900	0.1%	
East Providence Public Library	East Providence	\$ 23,680	\$ -	\$ 36,720	\$ -	\$ 60,400	2%	
Exeter Public Library	Exeter	\$ 15,782	\$ -	\$ -	\$ -	\$ 15,782	5%	
Libraries of Foster	Foster	\$ 1,200	\$ -	\$ -	\$ -	\$ 1,200	0.5%	
Glocester Manton Free Public Library	Glocester	\$ 883	\$ -	\$ -	\$ -	\$ 883	0.4%	
Harmony Library	Glocester	\$ 900	\$ -	\$ -	\$ -	\$ 900	0.3%	
Ashaway Free Library	Hopkinton	\$ 5,600	\$ -	\$ -	\$ -	\$ 5,600	5%	
Langworthy Public Library	Hopkinton	\$ 495	\$ -	\$ -	\$ -	\$ 495	0.3%	
Jamestown Philomenian Library	Jamestown	\$ -	\$ -	\$ -	\$ -	\$ -	0%	
Marian J. Mohr Memorial Library	Johnston	\$ 900	\$ -	\$ -	\$ -	\$ 900	0.1%	
Lincoln Public Library	Lincoln	\$ 900	\$ -	\$ -	\$ -	\$ 900	0.1%	
Brownell Library, Home of Little Compton	Little Compton	\$ -	\$ -	\$ -	\$ -	\$ -	0%	
Middletown Public Library	Middletown	\$ 21,182	\$ -	\$ -	\$ -	\$ 21,182	2%	
Maury Loontjens Memorial Library	Narragansett	\$ -	\$ -	\$ -	\$ -	\$ -	0%	
Island Free Library	New Shoreham	\$ 676	\$ -	\$ -	\$ -	\$ 676	0.1%	
Newport Public Library	Newport	\$ 600	\$ -	\$ -	\$ -	\$ 600	0.0%	
Davisville Free Library	North Kingstown	\$ 900	\$ -	\$ -	\$ -	\$ 900	0.8%	
North Kingstown Free Library	North Kingstown	\$ 814	\$ -	\$ -	\$ -	\$ 814	0.0%	

Operating Revenue by Library System FY2024

Location	Municipality	Federal						Federal % of Total Operating Revenue
		LSTA Funding: LORI Grants	LSTA Funding: Other	Stimulus Funding: Non-Library	Other Federal Funding	Total Federal Government Revenue		
Willett Free Library	North Kingstown	\$ -	\$ -	\$ -	\$ -	\$ -	0%	
Mayor Salvatore Mancini Union Free Library	North Providence	\$ 900	\$ -	\$ -	\$ -	\$ 900	0.1%	
North Smithfield Public Library	North Smithfield	\$ -	\$ -	\$ -	\$ -	\$ -	0%	
Pawtucket Public Library	Pawtucket	\$ 16,214	\$ -	\$ -	\$ -	\$ 16,214	0.6%	
Portsmouth Free Public Library	Portsmouth	\$ 900	\$ -	\$ -	\$ -	\$ 900	0.1%	
Community Libraries of Providence	Providence	\$ 45,550	\$ -	\$ 609,997	\$ -	\$ 655,547	10%	
Providence Public Library	Providence	\$ 15,165	\$ -	\$ -	\$ 324,351	\$ 339,516	4%	
Clark Memorial Library	Richmond	\$ -	\$ -	\$ -	\$ -	\$ -	0%	
Hope Library	Scituate	\$ 900	\$ -	\$ -	\$ -	\$ 900	0.2%	
North Scituate Public Library	Scituate	\$ 900	\$ -	\$ -	\$ -	\$ 900	0.2%	
East Smithfield Public Library	Smithfield	\$ 3,821	\$ -	\$ 11,250	\$ 4,000	\$ 19,071	2%	
Greenville Public Library	Smithfield	\$ 900	\$ -	\$ -	\$ -	\$ 900	0.1%	
South Kingstown Public Library	South Kingstown	\$ 24,041	\$ -	\$ -	\$ -	\$ 24,041	2%	
Tiverton Public Library	Tiverton	\$ 1,200	\$ -	\$ -	\$ -	\$ 1,200	0.2%	
George Hail Free Library	Warren	\$ 8,181	\$ -	\$ -	\$ -	\$ 8,181	2%	
Pontiac Free Library	Warwick	\$ -	\$ -	\$ -	\$ -	\$ -	0%	
Warwick Public Library	Warwick	\$ 13,221	\$ -	\$ -	\$ -	\$ 13,221	0.3%	
Louttit Library	West Greenwich	\$ 900	\$ -	\$ -	\$ -	\$ 900	0.2%	
West Warwick Public Library	West Warwick	\$ 41,852	\$ -	\$ -	\$ -	\$ 41,852	3%	
Westerly Public Library	Westerly	\$ 25,848	\$ -	\$ -	\$ -	\$ 25,848	0.8%	
Woonsocket Harris Public Library	Woonsocket	\$ 40,400	\$ -	\$ 15,575	\$ -	\$ 55,975	4%	
Total		\$ 379,888	\$ -	\$ 698,542	\$ 328,351	\$ 1,406,781	2%	
Average		\$ 7,914	\$ -	\$ 14,553	\$ 6,841	\$ 29,308	1%	
Median		\$ 900	\$ -	\$ -	\$ -	\$ 900	0%	

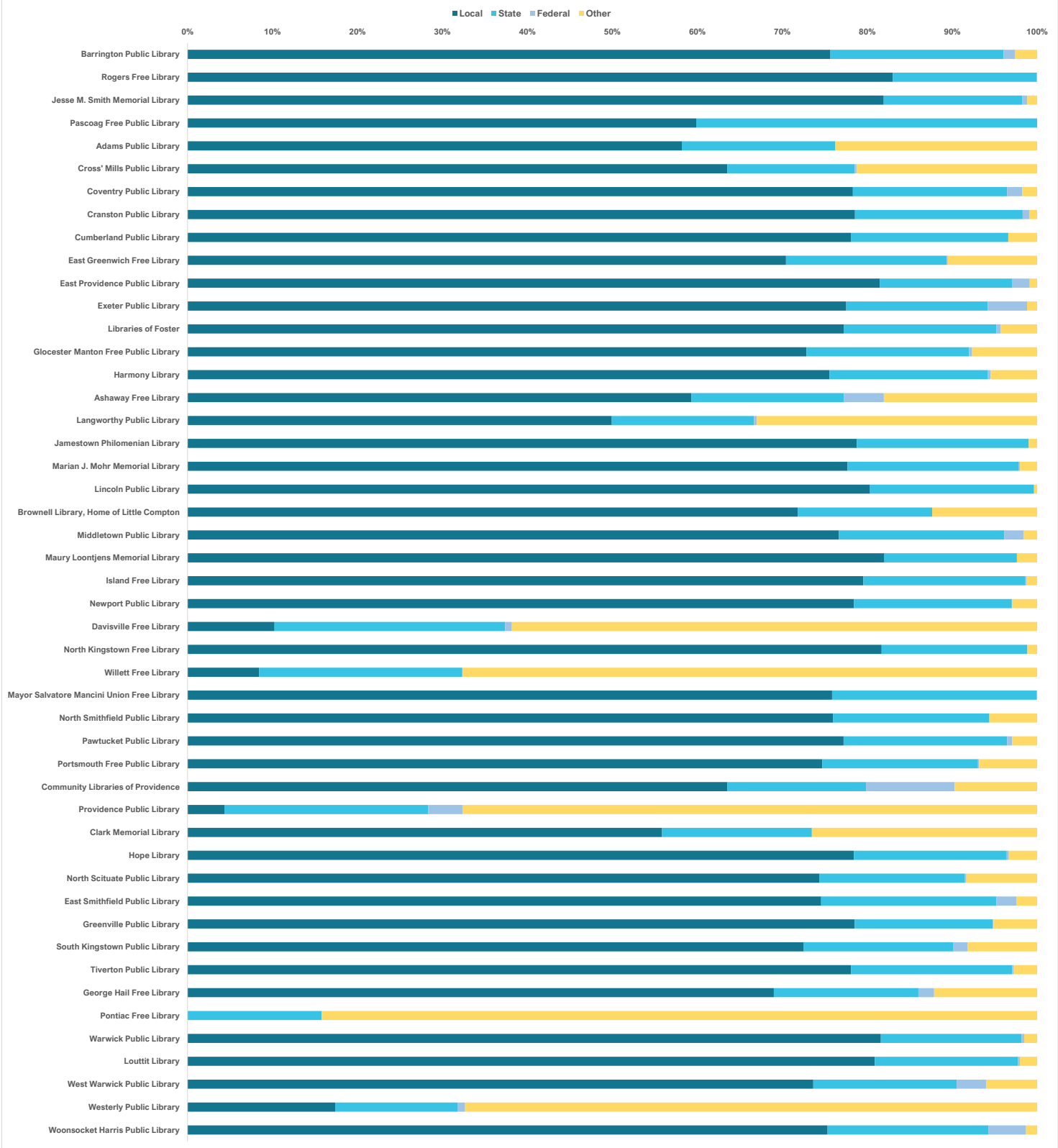
Operating Revenue by Library System FY2024

Location	Municipality	Other Revenue					
		Non-Government Grant Revenue - Operating	Non-Gov Grant % of Total Operating Revenue	Other Operating Revenue	Describe Other Operating Revenue	Total Other Operating Revenue	Total Other % of Total Operating Revenue
Barrington Public Library	Barrington	\$ -	0%	\$ 49,233	Friends of BPL support, and BPL Foundation support	\$ 49,233	3%
Rogers Free Library	Bristol	\$ -	0%	\$ -	N/A	\$ -	0%
Jesse M. Smith Memorial Library	Burrillville	\$ 3,500	0.3%	\$ 8,283	Fines and fees	\$ 11,783	1%
Pascoag Free Public Library	Burrillville	\$ -	0%	\$ -	N/A	\$ -	0%
Adams Public Library	Central Falls	\$ -	0%	\$ 48,496	Fundraising, Endowment, Fees	\$ 48,496	24%
Cross' Mills Public Library	Charlestown	\$ -	0%	\$ 92,573	Annual appeal, individual donations, copier fees, book sales, fundraisers, interest, endowment transfer	\$ 92,573	21%
Coventry Public Library	Coventry	\$ -	0%	\$ 24,179	Library fines and fees, book sale, support from the Foundation	\$ 24,179	2%
Cranston Public Library	Cranston	\$ -	0%	\$ 38,188	fines, lost materials, meeting room fees, printing and copying	\$ 38,188	0.9%
Cumberland Public Library	Cumberland	\$ -	0%	\$ 65,440	Friends of the Cumberland Library, Cumberland Library Fund, Self-generated	\$ 65,440	3%
East Greenwich Free Library	East Greenwich	\$ -	0%	\$ 84,131	Annual appeal, fines, fees, ongoing donations, interest, dividends, refunds, booksale, payout from bequest, withdrawal from endowment	\$ 84,131	11%
East Providence Public Library	East Providence	\$ 7,500	0.3%	\$ 17,981	Revenue from library fines, copying/printing fees and donations.	\$ 25,481	0.9%
Exeter Public Library	Exeter	\$ -	0%	\$ 4,048	Donations and miscellaneous fees, including replacement charges for lost or damaged library material	\$ 4,048	1%
Libraries of Foster	Foster	\$ -	0%	\$ 9,984	Donations, Annual Appeal, fundraising and operations income	\$ 9,984	4%
Glocester Manton Free Public Library	Glocester	\$ -	0%	\$ 18,994	Fundraisers, Harmony Reimbursement for shared positions, donations	\$ 18,994	8%
Harmony Library	Glocester	\$ -	0%	\$ 15,568	Donations, Fundraisers, Interest	\$ 15,568	5%
Ashaway Free Library	Hopkinton	\$ 1,440	1%	\$ 20,172	copies, fundraising, interest	\$ 21,612	18%
Langworthy Public Library	Hopkinton	\$ -	0%	\$ 46,900	Annual Appeal, fundraisers, amount taken from endowment yearly (\$25,000)	\$ 46,900	33%
Jamestown Philomenian Library	Jamestown	\$ -	0%	\$ 6,047	Ongoing book sale, individual donations (non-renovation related), copier fees	\$ 6,047	1%
Marian J. Mohr Memorial Library	Johnston	\$ -	0%	\$ 13,430	Endowment income spent on books, Friends donations spent on programs, fee revenue spent on programs & supplies.	\$ 13,430	2%
Lincoln Public Library	Lincoln	\$ -	0%	\$ 4,602	Friends, fees	\$ 4,602	0.3%
Brownell Library, Home of Little Compton	Little Compton	\$ 500	0.2%	\$ 32,789	Sale of knitted goods, community partners program with grocery stores, donations - both directed and general.	\$ 33,289	12%
Middletown Public Library	Middletown	\$ -	0%	\$ 15,160	Rhode Island Foundations sends us a yearly amount, donations to the library, printing fees, item replacement, other misc user fees	\$ 15,160	2%
Maury Loontjens Memorial Library	Narragansett	\$ -	0%	\$ 32,854	fines, interest, donations	\$ 32,854	2%
Island Free Library	New Shoreham	\$ -	0%	\$ 7,174	Fines, Dodge Trust	\$ 7,174	1%
Newport Public Library	Newport	\$ -	0%	\$ 77,500	Proceeds from Friends, Fundraising (Annual Appeal), Donations/Gifts/IMOs, Endowment and Interest, Copy & Printing	\$ 77,500	3%
Davisville Free Library	North Kingstown	\$ 13,962	12%	\$ 55,517	donations, fees, fundraising events, interest income	\$ 69,479	62%
North Kingstown Free Library	North Kingstown	\$ -	0%	\$ 19,590	Fines, donations	\$ 19,590	1%

Operating Revenue by Library System FY2024

Location	Municipality	Other Revenue					
		Non-Government Grant Revenue - Operating	Non-Gov Grant % of Total Operating Revenue	Other Operating Revenue	Describe Other Operating Revenue	Total Other Operating Revenue	Total Other % of Total Operating Revenue
Willett Free Library	North Kingstown	\$ 13,765	10%	\$ 78,613	Donations, Fundraising, Fletcher Disbursement	\$ 92,378	68%
Mayor Salvatore Mancini Union Free Library	North Providence	\$ -	0%	\$ -	N/A	\$ -	0%
North Smithfield Public Library	North Smithfield	\$ 3,000	0.6%	\$ 26,114	copy/print, fax, donations	\$ 29,114	6%
Pawtucket Public Library	Pawtucket	\$ 6,200	0.2%	\$ 75,469	endowment and special fund income	\$ 81,669	3%
Portsmouth Free Public Library	Portsmouth	\$ -	0%	\$ 51,312	Membership dues, fines, photocopier, program room, fundraising, endowment income, and other miscellaneous	\$ 51,312	7%
Community Libraries of Providence	Providence	\$ 278,273	4%	\$ 333,707	fees, donations	\$ 611,980	10%
Providence Public Library	Providence	\$ 1,387,771	17%	\$ 4,301,737	Annual Appeal, MM Interest, Fines and Fees, Dividends, Individual Donations, Gala, Space Rental, Endowment	\$ 5,689,508	68%
Clark Memorial Library	Richmond	\$ -	0%	\$ 48,442	interest income, fund raisers, annual appeal, donations	\$ 48,442	27%
Hope Library	Scituate	\$ 4,142	1%	\$ 8,280	copies, lost items, donations, membership dues, fundraising	\$ 12,422	3%
North Scituate Public Library	Scituate	\$ 2,470	0.6%	\$ 30,213	fundraising, donations, copies, prints	\$ 32,683	8%
East Smithfield Public Library	Smithfield	\$ 6,618	0.8%	\$ 13,603	Donations, settlement, misc. fees	\$ 20,221	2%
Greenville Public Library	Smithfield	\$ -	0%	\$ 61,767	Friends fundraising monies, public contributions, endowment income, printing, lost and damaged, room rental etc.	\$ 61,767	5%
South Kingstown Public Library	South Kingstown	\$ 3,200	0.2%	\$ 117,257	Friends, Donations, Fines, Trust/Endowments	\$ 120,457	8%
Tiverton Public Library	Tiverton	\$ -	0%	\$ 22,106	Donations, fines and fees	\$ 22,106	3%
George Hail Free Library	Warren	\$ 5,000	1%	\$ 48,789	Donations, Trust Fund, Fines, Fundraising	\$ 53,789	12%
Pontiac Free Library	Warwick	\$ -	0%	\$ 126,625	Endowment income, donations, fundraisers, fines, fees, and interest.	\$ 126,625	84%
Warwick Public Library	Warwick	\$ 390	0.0%	\$ 69,325	Lost Books, Friends, Endowment	\$ 69,715	2%
Louitit Library	West Greenwich	\$ -	0%	\$ 7,543	Donations, fees, interest income	\$ 7,543	2%
West Warwick Public Library	West Warwick	\$ 5,600	0.5%	\$ 66,592	Trust, Fines, Fees, Donations, Fundraising, Publishing	\$ 72,192	6%
Westerly Public Library	Westerly	\$ 8,430	0.3%	\$ 2,056,767	Endowment, fines/fees, rentals, interest, annual fund, fundraisers, estate gifts, private grants	\$ 2,065,197	67%
Woonsocket Harris Public Library	Woonsocket	\$ -	0%	\$ 16,600	fines & fees, stipends	\$ 16,600	1%
Total		\$ 1,751,761	3%	\$ 8,369,694		\$ 10,121,455	16%
Average		\$ 36,495	1%	\$ 174,369		\$ 210,864	13%
Median		\$ -	0%	\$ 31,501		\$ 32,769	3%

Percentage breakdown of Total Operating Revenue by source for each library.



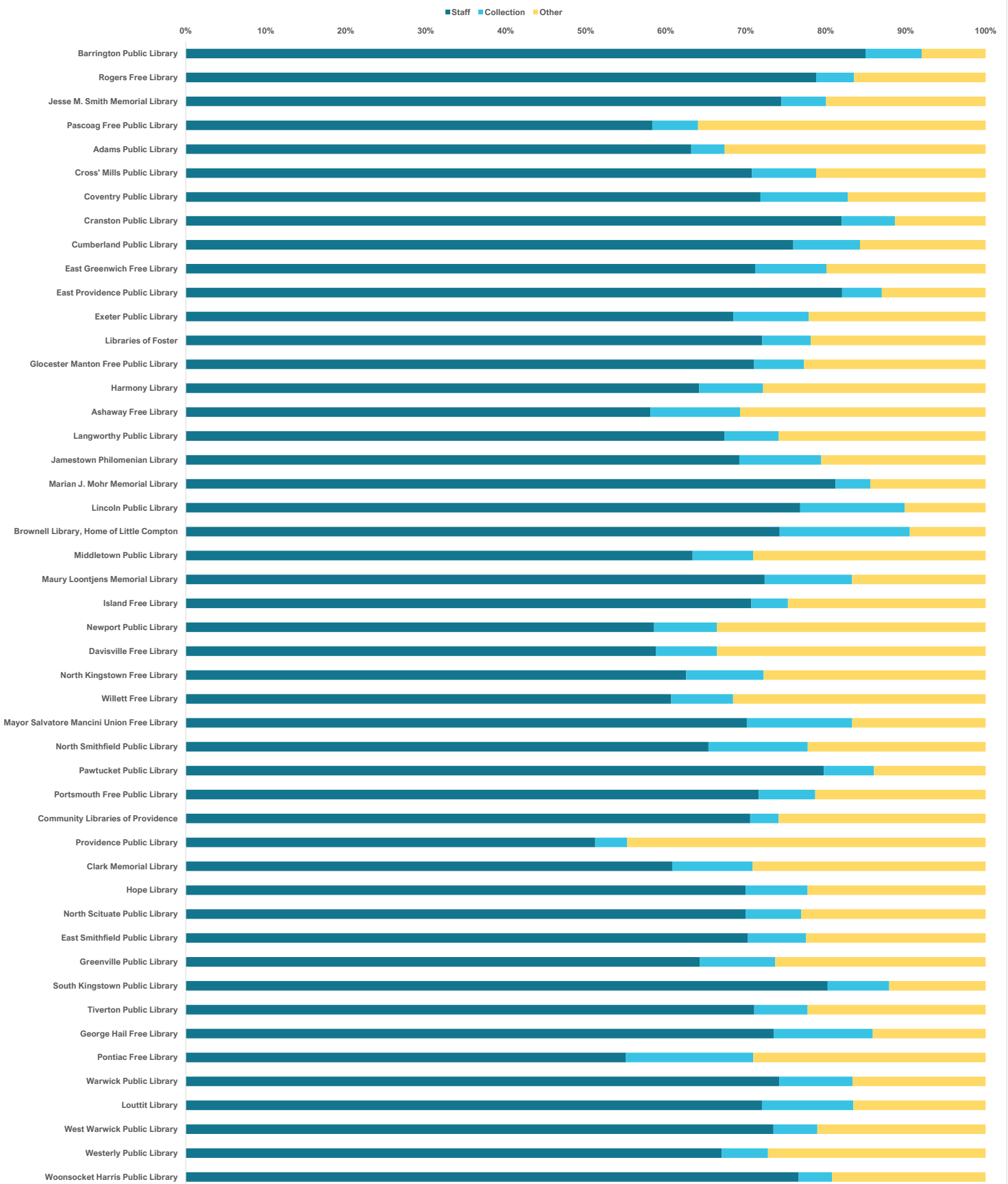
Operating Expenditures by Library System FY2024

Location	Municipality	Totals				Staffing		
		Total Operating Expenditures	Operating % of Total Expenditures	Total Operating Expenditures per capita	Total Expenditures	Total Staff Expenditures	Staff % of Operating Expenditures	Staff Expenditures per capita
Barrington Public Library	Barrington	\$ 1,788,645	100%	\$ 104.28	\$ 1,788,645	\$ 1,519,881	85%	\$ 88.61
Rogers Free Library	Bristol	\$ 1,163,749	80%	\$ 51.74	\$ 1,452,807	\$ 917,074	79%	\$ 40.77
Jesse M. Smith Memorial Library	Burrillville	\$ 1,028,274	57%	\$ 83.40	\$ 1,803,967	\$ 765,728	74%	\$ 62.10
Pascoag Free Public Library	Burrillville	\$ 141,914	94%	\$ 37.07	\$ 150,514	\$ 82,767	58%	\$ 21.62
Adams Public Library	Central Falls	\$ 247,209	100%	\$ 10.95	\$ 247,209	\$ 156,210	63%	\$ 6.92
Cross' Mills Public Library	Charlestown	\$ 415,201	99%	\$ 51.92	\$ 421,499	\$ 293,870	71%	\$ 36.75
Coventry Public Library	Coventry	\$ 1,355,385	99%	\$ 37.98	\$ 1,368,955	\$ 973,835	72%	\$ 27.29
Cranston Public Library	Cranston	\$ 4,003,523	100%	\$ 48.27	\$ 4,005,808	\$ 3,282,648	82%	\$ 39.58
Cumberland Public Library	Cumberland	\$ 1,921,573	98%	\$ 52.78	\$ 1,960,302	\$ 1,459,324	76%	\$ 40.09
East Greenwich Free Library	East Greenwich	\$ 748,565	87%	\$ 52.30	\$ 857,480	\$ 532,850	71%	\$ 37.23
East Providence Public Library	East Providence	\$ 2,529,402	98%	\$ 53.66	\$ 2,571,885	\$ 2,075,251	82%	\$ 44.02
Exeter Public Library	Exeter	\$ 309,956	84%	\$ 47.98	\$ 367,731	\$ 212,162	68%	\$ 32.84
Libraries of Foster	Foster	\$ 232,556	100%	\$ 52.04	\$ 232,556	\$ 167,598	72%	\$ 37.50
Glocester Manton Free Public Library	Glocester	\$ 241,365	100%	\$ 53.77	\$ 241,365	\$ 171,493	71%	\$ 38.20
Harmony Library	Glocester	\$ 286,834	100%	\$ 52.29	\$ 286,834	\$ 184,104	64%	\$ 33.56
Ashaway Free Library	Hopkinton	\$ 135,546	100%	\$ 35.88	\$ 135,546	\$ 78,741	58%	\$ 20.84
Langworthy Public Library	Hopkinton	\$ 129,428	99%	\$ 28.01	\$ 130,420	\$ 87,135	67%	\$ 18.86
Jamestown Philomenian Library	Jamestown	\$ 599,364	15%	\$ 107.82	\$ 3,927,965	\$ 414,800	69%	\$ 74.62
Marian J. Mohr Memorial Library	Johnston	\$ 664,287	100%	\$ 22.47	\$ 664,287	\$ 539,593	81%	\$ 18.25
Lincoln Public Library	Lincoln	\$ 1,357,871	100%	\$ 60.27	\$ 1,357,871	\$ 1,042,974	77%	\$ 46.29
Brownell Library, Home of Little Compton	Little Compton	\$ 281,118	100%	\$ 77.74	\$ 281,118	\$ 208,715	74%	\$ 57.72
Middletown Public Library	Middletown	\$ 914,779	97%	\$ 53.57	\$ 940,896	\$ 579,619	63%	\$ 33.95
Maury Loontjens Memorial Library	Narragansett	\$ 1,098,541	16%	\$ 75.59	\$ 6,898,541	\$ 794,892	72%	\$ 54.70
Island Free Library	New Shoreham	\$ 566,913	100%	\$ 402.07	\$ 566,913	\$ 400,831	71%	\$ 284.28
Newport Public Library	Newport	\$ 2,693,163	99%	\$ 107.03	\$ 2,716,163	\$ 1,576,799	59%	\$ 62.66
Davisville Free Library	North Kingstown	\$ 87,037	95%	\$ 14.53	\$ 92,009	\$ 51,133	59%	\$ 8.53
North Kingstown Free Library	North Kingstown	\$ 1,662,431	100%	\$ 83.87	\$ 1,662,431	\$ 1,039,681	63%	\$ 52.45
Willett Free Library	North Kingstown	\$ 126,893	100%	\$ 66.09	\$ 126,893	\$ 77,001	61%	\$ 40.10
Mayor Salvatore Mancini Union Free Library	North Providence	\$ 1,039,502	100%	\$ 30.47	\$ 1,039,502	\$ 729,144	70%	\$ 21.37
North Smithfield Public Library	North Smithfield	\$ 490,588	94%	\$ 38.97	\$ 520,724	\$ 320,543	65%	\$ 25.46
Pawtucket Public Library	Pawtucket	\$ 2,637,134	85%	\$ 34.88	\$ 3,106,241	\$ 2,103,634	80%	\$ 27.82
Portsmouth Free Public Library	Portsmouth	\$ 747,589	100%	\$ 41.83	\$ 747,589	\$ 535,443	72%	\$ 29.96
Community Libraries of Providence	Providence	\$ 6,172,525	98%	\$ 46.85	\$ 6,326,143	\$ 4,355,099	71%	\$ 33.06
Providence Public Library	Providence	\$ 9,038,036	100%	\$ 152.70	\$ 9,038,036	\$ 4,626,484	51%	\$ 78.16
Clark Memorial Library	Richmond	\$ 166,170	97%	\$ 20.72	\$ 171,169	\$ 101,055	61%	\$ 12.60
Hope Library	Scituate	\$ 346,163	61%	\$ 81.84	\$ 568,580	\$ 242,307	70%	\$ 57.28
North Scituate Public Library	Scituate	\$ 405,093	96%	\$ 65.83	\$ 420,882	\$ 283,497	70%	\$ 46.07
East Smithfield Public Library	Smithfield	\$ 819,992	96%	\$ 86.53	\$ 853,540	\$ 576,348	70%	\$ 60.82
Greenville Public Library	Smithfield	\$ 1,200,414	100%	\$ 94.95	\$ 1,200,414	\$ 771,365	64%	\$ 61.02
South Kingstown Public Library	South Kingstown	\$ 1,393,617	95%	\$ 43.64	\$ 1,465,052	\$ 1,118,246	80%	\$ 35.02
Tiverton Public Library	Tiverton	\$ 790,740	99%	\$ 48.34	\$ 800,263	\$ 561,888	71%	\$ 34.35
George Hail Free Library	Warren	\$ 434,553	88%	\$ 38.98	\$ 491,798	\$ 319,386	73%	\$ 28.65
Pontiac Free Library	Warwick	\$ 128,429	100%	\$ 13.33	\$ 128,429	\$ 70,627	55%	\$ 7.33
Warwick Public Library	Warwick	\$ 4,533,017	99%	\$ 61.93	\$ 4,591,348	\$ 3,364,154	74%	\$ 45.96
Louttit Library	West Greenwich	\$ 358,647	100%	\$ 54.94	\$ 358,647	\$ 258,334	72%	\$ 39.57
West Warwick Public Library	West Warwick	\$ 1,188,682	96%	\$ 38.33	\$ 1,241,716	\$ 873,335	73%	\$ 28.16
Westerly Public Library	Westerly	\$ 2,718,615	82%	\$ 116.38	\$ 3,333,435	\$ 1,821,756	67%	\$ 77.99
Woonsocket Harris Public Library	Woonsocket	\$ 1,246,265	99%	\$ 28.82	\$ 1,257,265	\$ 954,775	77%	\$ 22.08
Total		\$ 62,587,293	84%	\$ 57.03	\$ 74,919,383	\$ 43,674,129	70%	\$ 39.80
Average		\$ 1,303,902	92%	\$ 63.87	\$ 1,560,820	\$ 909,878	70%	\$ 44.44
Median		\$ 769,653	99%	\$ 52.17	\$ 855,510	\$ 550,741	71%	\$ 37.37

Operating Expenditures by Library System FY2024

Location	Municipality	Collection			Other Operating		
		Total Collection Expenditures	Collection % of Operating Expenditures	Collection Expenditures per capita	Total Other Operating Expenditures	Other % of Operating Expenditures	Other Operating Expenditures per capita
Barrington Public Library	Barrington	\$ 125,583	7%	\$ 7.32	\$ 143,181	8%	\$ 8.35
Rogers Free Library	Bristol	\$ 55,170	5%	\$ 2.45	\$ 191,505	16%	\$ 8.51
Jesse M. Smith Memorial Library	Burrillville	\$ 57,333	6%	\$ 4.65	\$ 205,213	20%	\$ 16.64
Pascoag Free Public Library	Burrillville	\$ 8,127	6%	\$ 2.12	\$ 51,020	36%	\$ 13.33
Adams Public Library	Central Falls	\$ 10,339	4%	\$ 0.46	\$ 80,660	33%	\$ 3.57
Cross' Mills Public Library	Charlestown	\$ 33,302	8%	\$ 4.16	\$ 88,029	21%	\$ 11.01
Coventry Public Library	Coventry	\$ 148,226	11%	\$ 4.15	\$ 233,324	17%	\$ 6.54
Cranston Public Library	Cranston	\$ 266,179	7%	\$ 3.21	\$ 454,696	11%	\$ 5.48
Cumberland Public Library	Cumberland	\$ 160,195	8%	\$ 4.40	\$ 302,054	16%	\$ 8.30
East Greenwich Free Library	East Greenwich	\$ 66,699	9%	\$ 4.66	\$ 149,016	20%	\$ 10.41
East Providence Public Library	East Providence	\$ 125,503	5%	\$ 2.66	\$ 328,648	13%	\$ 6.97
Exeter Public Library	Exeter	\$ 29,233	9%	\$ 4.53	\$ 68,561	22%	\$ 10.61
Libraries of Foster	Foster	\$ 14,109	6%	\$ 3.16	\$ 50,849	22%	\$ 11.38
Glocester Manton Free Public Library	Glocester	\$ 15,027	6%	\$ 3.35	\$ 54,845	23%	\$ 12.22
Harmony Library	Glocester	\$ 22,915	8%	\$ 4.18	\$ 79,815	28%	\$ 14.55
Ashaway Free Library	Hopkinton	\$ 15,187	11%	\$ 4.02	\$ 41,618	31%	\$ 11.02
Langworthy Public Library	Hopkinton	\$ 8,808	7%	\$ 1.91	\$ 33,485	26%	\$ 7.25
Jamestown Philomenia Library	Jamestown	\$ 61,267	10%	\$ 11.02	\$ 123,297	21%	\$ 22.18
Marian J. Mohr Memorial Library	Johnston	\$ 28,847	4%	\$ 0.98	\$ 95,847	14%	\$ 3.24
Lincoln Public Library	Lincoln	\$ 177,513	13%	\$ 7.88	\$ 137,384	10%	\$ 6.10
Brownell Library, Home of Little Compton	Little Compton	\$ 45,732	16%	\$ 12.65	\$ 26,671	9%	\$ 7.38
Middletown Public Library	Middletown	\$ 69,240	8%	\$ 4.06	\$ 265,920	29%	\$ 15.57
Maury Loontjens Memorial Library	Narragansett	\$ 120,022	11%	\$ 8.26	\$ 183,627	17%	\$ 12.64
Island Free Library	New Shoreham	\$ 25,902	5%	\$ 18.37	\$ 140,180	25%	\$ 99.42
Newport Public Library	Newport	\$ 211,008	8%	\$ 8.39	\$ 905,356	34%	\$ 35.98
Davisville Free Library	North Kingstown	\$ 6,675	8%	\$ 1.11	\$ 29,229	34%	\$ 4.88
North Kingstown Free Library	North Kingstown	\$ 161,243	10%	\$ 8.13	\$ 461,507	28%	\$ 23.28
Willett Free Library	North Kingstown	\$ 9,818	8%	\$ 5.11	\$ 40,074	32%	\$ 20.87
Mayor Salvatore Mancini Union Free Library	North Providence	\$ 136,792	13%	\$ 4.01	\$ 173,566	17%	\$ 5.09
North Smithfield Public Library	North Smithfield	\$ 60,870	12%	\$ 4.84	\$ 109,175	22%	\$ 8.67
Pawtucket Public Library	Pawtucket	\$ 165,085	6%	\$ 2.18	\$ 368,415	14%	\$ 4.87
Portsmouth Free Public Library	Portsmouth	\$ 52,822	7%	\$ 2.96	\$ 159,324	21%	\$ 8.92
Community Libraries of Providence	Providence	\$ 219,574	4%	\$ 1.67	\$ 1,597,852	26%	\$ 12.13
Providence Public Library	Providence	\$ 360,627	4%	\$ 6.09	\$ 4,050,925	45%	\$ 68.44
Clark Memorial Library	Richmond	\$ 16,705	10%	\$ 2.08	\$ 48,410	29%	\$ 6.04
Hope Library	Scituate	\$ 26,809	8%	\$ 6.34	\$ 77,047	22%	\$ 18.21
North Scituate Public Library	Scituate	\$ 28,237	7%	\$ 4.59	\$ 93,359	23%	\$ 15.17
East Smithfield Public Library	Smithfield	\$ 59,574	7%	\$ 6.29	\$ 184,070	22%	\$ 19.42
Greenville Public Library	Smithfield	\$ 112,864	9%	\$ 8.93	\$ 316,185	26%	\$ 25.01
South Kingstown Public Library	South Kingstown	\$ 107,304	8%	\$ 3.36	\$ 168,067	12%	\$ 5.26
Tiverton Public Library	Tiverton	\$ 52,789	7%	\$ 3.23	\$ 176,063	22%	\$ 10.76
George Hail Free Library	Warren	\$ 53,789	12%	\$ 4.83	\$ 61,378	14%	\$ 5.51
Pontiac Free Library	Warwick	\$ 20,472	16%	\$ 2.13	\$ 37,330	29%	\$ 3.88
Warwick Public Library	Warwick	\$ 414,048	9%	\$ 5.66	\$ 754,815	17%	\$ 10.31
Louitit Library	West Greenwich	\$ 40,927	11%	\$ 6.27	\$ 59,386	17%	\$ 9.10
West Warwick Public Library	West Warwick	\$ 65,259	5%	\$ 2.10	\$ 250,088	21%	\$ 8.06
Westerly Public Library	Westerly	\$ 156,944	6%	\$ 6.72	\$ 739,915	27%	\$ 31.68
Woonsocket Harris Public Library	Woonsocket	\$ 51,901	4%	\$ 1.20	\$ 239,589	19%	\$ 5.54
Total		\$ 4,282,594	7%	\$ 3.90	\$ 14,630,570	23%	\$ 13.33
Average		\$ 89,221	8%	\$ 4.85	\$ 304,804	22%	\$ 14.58
Median		\$ 56,252	8%	\$ 4.17	\$ 146,099	22%	\$ 10.36

Percentage breakdown of Total Operating Expenditures by category for each library.



Staff Expenditures by Library System FY2024

Location	Municipality	Number of Staff	Totals			
			Total Staff Expenditures	Staff % of Operating Expenditures	Staff Expenditures per capita	Total Operating Expenditures
Barrington Public Library	Barrington	45	\$ 1,519,881	85%	\$ 88.61	\$ 1,788,645
Rogers Free Library	Bristol	31	\$ 917,074	79%	\$ 40.77	\$ 1,163,749
Jesse M. Smith Memorial Library	Burrillville	17	\$ 765,728	74%	\$ 62.10	\$ 1,028,274
Pascoag Free Public Library	Burrillville	7	\$ 82,767	58%	\$ 21.62	\$ 141,914
Adams Public Library	Central Falls	10	\$ 156,210	63%	\$ 6.92	\$ 247,209
Cross' Mills Public Library	Charlestown	11	\$ 293,870	71%	\$ 36.75	\$ 415,201
Coventry Public Library	Coventry	32	\$ 973,835	72%	\$ 27.29	\$ 1,355,385
Cranston Public Library	Cranston	86	\$ 3,282,648	82%	\$ 39.58	\$ 4,003,523
Cumberland Public Library	Cumberland	32	\$ 1,459,324	76%	\$ 40.09	\$ 1,921,573
East Greenwich Free Library	East Greenwich	15	\$ 532,850	71%	\$ 37.23	\$ 748,565
East Providence Public Library	East Providence	31	\$ 2,075,251	82%	\$ 44.02	\$ 2,529,402
Exeter Public Library	Exeter	6	\$ 212,162	68%	\$ 32.84	\$ 309,956
Libraries of Foster	Foster	11	\$ 167,598	72%	\$ 37.50	\$ 232,556
Glocester Manton Free Public Library	Glocester	6	\$ 171,493	71%	\$ 38.20	\$ 241,365
Harmony Library	Glocester	10	\$ 184,104	64%	\$ 33.56	\$ 286,834
Ashaway Free Library	Hopkinton	6	\$ 78,741	58%	\$ 20.84	\$ 135,546
Langworthy Public Library	Hopkinton	5	\$ 87,135	67%	\$ 18.86	\$ 129,428
Jamestown Philomenian Library	Jamestown	10	\$ 414,800	69%	\$ 74.62	\$ 599,364
Marian J. Mohr Memorial Library	Johnston	17	\$ 539,593	81%	\$ 18.25	\$ 664,287
Lincoln Public Library	Lincoln	24	\$ 1,042,974	77%	\$ 46.29	\$ 1,357,871
Brownell Library, Home of Little Compton	Little Compton	6	\$ 208,715	74%	\$ 57.72	\$ 281,118
Middletown Public Library	Middletown	16	\$ 579,619	63%	\$ 33.95	\$ 914,779
Maury Loontjens Memorial Library	Narragansett	20	\$ 794,892	72%	\$ 54.70	\$ 1,098,541
Island Free Library	New Shoreham	7	\$ 400,831	71%	\$ 284.28	\$ 566,913
Newport Public Library	Newport	32	\$ 1,576,799	59%	\$ 62.66	\$ 2,693,163
Davisville Free Library	North Kingstown	4	\$ 51,133	59%	\$ 8.53	\$ 87,037
North Kingstown Free Library	North Kingstown	20	\$ 1,039,681	63%	\$ 52.45	\$ 1,662,431
Willett Free Library	North Kingstown	5	\$ 77,001	61%	\$ 40.10	\$ 126,893
Mayor Salvatore Mancini Union Free Library	North Providence	32	\$ 729,144	70%	\$ 21.37	\$ 1,039,502
North Smithfield Public Library	North Smithfield	9	\$ 320,543	65%	\$ 25.46	\$ 490,588
Pawtucket Public Library	Pawtucket	32	\$ 2,103,634	80%	\$ 27.82	\$ 2,637,134
Portsmouth Free Public Library	Portsmouth	16	\$ 535,443	72%	\$ 29.96	\$ 747,589
Community Libraries of Providence	Providence	69	\$ 4,355,099	71%	\$ 33.06	\$ 6,172,525
Providence Public Library	Providence	77	\$ 4,626,484	51%	\$ 78.16	\$ 9,038,036
Clark Memorial Library	Richmond	8	\$ 101,055	61%	\$ 12.60	\$ 166,170
Hope Library	Scituate	10	\$ 242,307	70%	\$ 57.28	\$ 346,163
North Scituate Public Library	Scituate	17	\$ 283,497	70%	\$ 46.07	\$ 405,093
East Smithfield Public Library	Smithfield	18	\$ 576,348	70%	\$ 60.82	\$ 819,992
Greenville Public Library	Smithfield	19	\$ 771,365	64%	\$ 61.02	\$ 1,200,414
South Kingstown Public Library	South Kingstown	25	\$ 1,118,246	80%	\$ 35.02	\$ 1,393,617
Tiverton Public Library	Tiverton	17	\$ 561,888	71%	\$ 34.35	\$ 790,740
George Hail Free Library	Warren	13	\$ 319,386	73%	\$ 28.65	\$ 434,553
Pontiac Free Library	Warwick	6	\$ 70,627	55%	\$ 7.33	\$ 128,429
Warwick Public Library	Warwick	52	\$ 3,364,154	74%	\$ 45.96	\$ 4,533,017
Louitt Library	West Greenwich	8	\$ 258,334	72%	\$ 39.57	\$ 358,647
West Warwick Public Library	West Warwick	24	\$ 873,335	73%	\$ 28.16	\$ 1,188,682
Westerly Public Library	Westerly	37	\$ 1,821,756	67%	\$ 77.99	\$ 2,718,615
Woonsocket Harris Public Library	Woonsocket	22	\$ 954,775	77%	\$ 22.08	\$ 1,246,265
Total		1,033	\$ 43,674,129	77%	\$ 39.80	\$ 62,587,293
Average		22	\$ 909,878	70%	\$ 44.44	\$ 1,303,902
Median		17	\$ 550,741	71%	\$ 37.37	\$ 769,653

Staff Expenditures by Library System FY2024

Location	Municipality	Salaries			Benefits			
		Salaries and Wage Expenditures	Salaries % of Staff Expenditures	Salaries and Wage Expenditures per capita	Employee Benefits Expenditures	Benefits % of Staff Expenditures	Benefits Expenditures per capita	Benefits Expenditures per employee
Barrington Public Library	Barrington	\$ 1,164,226	77%	\$ 67.87	\$ 355,655	23%	\$ 20.73	\$ 7,903
Rogers Free Library	Bristol	\$ 724,984	79%	\$ 32.23	\$ 192,090	21%	\$ 8.54	\$ 6,196
Jesse M. Smith Memorial Library	Burrillville	\$ 593,237	77%	\$ 48.11	\$ 172,491	23%	\$ 13.99	\$ 10,147
Pascoag Free Public Library	Burrillville	\$ 70,106	85%	\$ 18.31	\$ 12,661	15%	\$ 3.31	\$ 1,809
Adams Public Library	Central Falls	\$ 152,805	98%	\$ 6.77	\$ 3,405	2%	\$ 0.15	\$ 341
Cross' Mills Public Library	Charlestown	\$ 256,266	87%	\$ 32.05	\$ 37,604	13%	\$ 4.70	\$ 3,419
Coventry Public Library	Coventry	\$ 799,895	82%	\$ 22.41	\$ 173,940	18%	\$ 4.87	\$ 5,436
Cranston Public Library	Cranston	\$ 2,610,447	80%	\$ 31.48	\$ 672,201	20%	\$ 8.11	\$ 7,816
Cumberland Public Library	Cumberland	\$ 1,060,066	73%	\$ 29.12	\$ 399,258	27%	\$ 10.97	\$ 12,477
East Greenwich Free Library	East Greenwich	\$ 458,902	86%	\$ 32.06	\$ 73,948	14%	\$ 5.17	\$ 4,930
East Providence Public Library	East Providence	\$ 1,364,128	66%	\$ 28.94	\$ 711,123	34%	\$ 15.09	\$ 22,939
Exeter Public Library	Exeter	\$ 155,536	73%	\$ 24.08	\$ 56,626	27%	\$ 8.77	\$ 9,438
Libraries of Foster	Foster	\$ 161,075	96%	\$ 36.04	\$ 6,523	4%	\$ 1.46	\$ 593
Glocester Manton Free Public Library	Glocester	\$ 138,324	81%	\$ 30.81	\$ 33,169	19%	\$ 7.39	\$ 5,528
Harmony Library	Glocester	\$ 165,397	90%	\$ 30.15	\$ 18,707	10%	\$ 3.41	\$ 1,871
Ashaway Free Library	Hopkinton	\$ 72,366	92%	\$ 19.15	\$ 6,375	8%	\$ 1.69	\$ 1,063
Langworthy Public Library	Hopkinton	\$ 80,247	92%	\$ 17.37	\$ 6,888	8%	\$ 1.49	\$ 1,378
Jamestown Philomenian Library	Jamestown	\$ 332,737	80%	\$ 59.86	\$ 82,063	20%	\$ 14.76	\$ 8,206
Marian J. Mohr Memorial Library	Johnston	\$ 333,441	62%	\$ 11.28	\$ 206,152	38%	\$ 6.97	\$ 12,127
Lincoln Public Library	Lincoln	\$ 734,137	70%	\$ 32.59	\$ 308,837	30%	\$ 13.71	\$ 12,868
Brownell Library, Home of Little Compton	Little Compton	\$ 160,180	77%	\$ 44.30	\$ 48,535	23%	\$ 13.42	\$ 8,089
Middletown Public Library	Middletown	\$ 455,487	79%	\$ 26.68	\$ 124,132	21%	\$ 7.27	\$ 7,758
Maury Lontjens Memorial Library	Narragansett	\$ 458,330	58%	\$ 31.54	\$ 336,562	42%	\$ 23.16	\$ 16,828
Island Free Library	New Shoreham	\$ 296,698	74%	\$ 210.42	\$ 104,133	26%	\$ 73.85	\$ 14,876
Newport Public Library	Newport	\$ 1,216,392	77%	\$ 48.34	\$ 360,407	23%	\$ 14.32	\$ 11,263
Davisville Free Library	North Kingstown	\$ 51,133	100%	\$ 8.53	\$ -	0%	\$ -	\$ -
North Kingstown Free Library	North Kingstown	\$ 747,906	72%	\$ 37.73	\$ 291,775	28%	\$ 14.72	\$ 14,589
Willett Free Library	North Kingstown	\$ 77,001	100%	\$ 40.10	\$ -	0%	\$ -	\$ -
Mayor Salvatore Mancini Union Free Library	North Providence	\$ 729,144	100%	\$ 21.37	\$ -	0%	\$ -	\$ -
North Smithfield Public Library	North Smithfield	\$ 312,558	98%	\$ 24.83	\$ 7,985	2%	\$ 0.63	\$ 887
Pawtucket Public Library	Pawtucket	\$ 1,514,276	72%	\$ 20.03	\$ 589,358	28%	\$ 7.80	\$ 18,417
Portsmouth Free Public Library	Portsmouth	\$ 440,480	82%	\$ 24.65	\$ 94,963	18%	\$ 5.31	\$ 5,935
Community Libraries of Providence	Providence	\$ 3,324,001	76%	\$ 25.23	\$ 1,031,098	24%	\$ 7.83	\$ 14,943
Providence Public Library	Providence	\$ 4,023,960	87%	\$ 67.98	\$ 602,524	13%	\$ 10.18	\$ 7,825
Clark Memorial Library	Richmond	\$ 93,026	92%	\$ 11.60	\$ 8,029	8%	\$ 1.00	\$ 1,004
Hope Library	Scituate	\$ 224,600	93%	\$ 53.10	\$ 17,707	7%	\$ 4.19	\$ 1,771
North Scituate Public Library	Scituate	\$ 263,341	93%	\$ 42.79	\$ 20,156	7%	\$ 3.28	\$ 1,186
East Smithfield Public Library	Smithfield	\$ 474,561	82%	\$ 50.08	\$ 101,787	18%	\$ 10.74	\$ 5,655
Greenville Public Library	Smithfield	\$ 582,583	76%	\$ 46.08	\$ 188,782	24%	\$ 14.93	\$ 9,936
South Kingstown Public Library	South Kingstown	\$ 805,841	72%	\$ 25.24	\$ 312,405	28%	\$ 9.78	\$ 12,496
Tiverton Public Library	Tiverton	\$ 453,883	81%	\$ 27.75	\$ 108,005	19%	\$ 6.60	\$ 6,353
George Hail Free Library	Warren	\$ 299,090	94%	\$ 26.83	\$ 20,296	6%	\$ 1.82	\$ 1,561
Pontiac Free Library	Warwick	\$ 70,627	100%	\$ 7.33	\$ -	0%	\$ -	\$ -
Warwick Public Library	Warwick	\$ 2,118,597	63%	\$ 28.95	\$ 1,245,557	37%	\$ 17.02	\$ 23,953
Louttit Library	West Greenwich	\$ 231,492	90%	\$ 35.46	\$ 26,842	10%	\$ 4.11	\$ 3,355
West Warwick Public Library	West Warwick	\$ 693,464	79%	\$ 22.36	\$ 179,871	21%	\$ 5.80	\$ 7,495
Westerly Public Library	Westerly	\$ 1,537,093	84%	\$ 65.80	\$ 284,663	16%	\$ 12.19	\$ 7,694
Woonsocket Harris Public Library	Woonsocket	\$ 602,845	63%	\$ 13.94	\$ 351,930	37%	\$ 8.14	\$ 15,997
Total		\$ 33,686,911	77%	\$ 30.70	\$ 9,987,218	23%	\$ 9.10	\$ 9,668
Average		\$ 701,811	82%	\$ 35.41	\$ 208,067	18%	\$ 9.03	\$ 7,424
Median		\$ 454,685	81%	\$ 29.64	\$ 102,960	19%	\$ 7.33	\$ 6,924

Staff Expenditures (by Library System) by OS� Population FY2024

Location	Municipality	LSA Population	Number of Staff	Totals			
				Total Staff Expenditures	Staff % of Operating Expenditures	Staff Expenditures per capita	Total Operating Expenditures
40,000+							
Community Libraries of Providence	Providence	131,744	69	\$ 4,355,099	71%	\$ 33.06	\$ 6,172,525
Cranston Public Library	Cranston	82,934	86	\$ 3,282,648	82%	\$ 39.58	\$ 4,003,523
Pawtucket Public Library	Pawtucket	75,604	32	\$ 2,103,634	80%	\$ 27.82	\$ 2,637,134
Warwick Public Library	Warwick	73,192	52	\$ 3,364,154	74%	\$ 45.96	\$ 4,533,017
Providence Public Library	Providence	59,190	77	\$ 4,626,484	51%	\$ 78.16	\$ 9,038,036
East Providence Public Library	East Providence	47,139	31	\$ 2,075,251	82%	\$ 44.02	\$ 2,529,402
Woonsocket Harris Public Library	Woonsocket	43,240	22	\$ 954,775	77%	\$ 22.08	\$ 1,246,265
20,000 - 39,999							
Cumberland Public Library	Cumberland	36,405	32	\$ 1,459,324	76%	\$ 40.09	\$ 1,921,573
Coventry Public Library	Coventry	35,688	32	\$ 973,835	72%	\$ 27.29	\$ 1,355,385
Mayor Salvatore Mancini Union Free Library	North Providence	34,114	32	\$ 729,144	70%	\$ 21.37	\$ 1,039,502
South Kingstown Public Library	South Kingstown	31,931	25	\$ 1,118,246	80%	\$ 35.02	\$ 1,393,617
West Warwick Public Library	West Warwick	31,012	24	\$ 873,335	73%	\$ 28.16	\$ 1,188,682
Marian J. Mohr Memorial Library	Johnston	29,568	17	\$ 539,593	81%	\$ 18.25	\$ 664,287
Newport Public Library	Newport	25,163	32	\$ 1,576,799	59%	\$ 62.66	\$ 2,693,163
Westerly Public Library	Westerly	23,359	37	\$ 1,821,756	67%	\$ 77.99	\$ 2,718,615
Adams Public Library	Central Falls	22,583	10	\$ 156,210	63%	\$ 6.92	\$ 247,209
Lincoln Public Library	Lincoln	22,529	24	\$ 1,042,974	77%	\$ 46.29	\$ 1,357,871
Rogers Free Library	Bristol	22,493	31	\$ 917,074	79%	\$ 40.77	\$ 1,163,749
10,000 - 19,999							
North Kingstown Free Library	North Kingstown	19,821	20	\$ 1,039,681	63%	\$ 52.45	\$ 1,662,431
Portsmouth Free Public Library	Portsmouth	17,871	16	\$ 535,443	72%	\$ 29.96	\$ 747,589
Barrington Public Library	Barrington	17,153	45	\$ 1,519,881	85%	\$ 88.61	\$ 1,788,645
Middletown Public Library	Middletown	17,075	16	\$ 579,619	63%	\$ 33.95	\$ 914,779
Tiverton Public Library	Tiverton	16,359	17	\$ 561,888	71%	\$ 34.35	\$ 790,740
Maury Loontjens Memorial Library	Narragansett	14,532	20	\$ 794,892	72%	\$ 54.70	\$ 1,098,541
East Greenwich Free Library	East Greenwich	14,312	15	\$ 532,850	71%	\$ 37.23	\$ 748,565
Greenville Public Library	Smithfield	12,642	19	\$ 771,365	64%	\$ 61.02	\$ 1,200,414
North Smithfield Public Library	North Smithfield	12,588	9	\$ 320,543	65%	\$ 25.46	\$ 490,588
Jesse M. Smith Memorial Library	Burrillville	12,330	17	\$ 765,728	74%	\$ 62.10	\$ 1,028,274
George Hail Free Library	Warren	11,147	13	\$ 319,386	73%	\$ 28.65	\$ 434,553

Staff Expenditures (by Library System) by OSL Population FY2024

Location	Municipality	LSA Population	Number of Staff	Totals			
				Total Staff Expenditures	Staff % of Operating Expenditures	Staff Expenditures per capita	Total Operating Expenditures
5,000 - 9,999							
Pontiac Free Library	Warwick	9,631	6	\$ 70,627	55%	\$ 7.33	\$ 128,429
East Smithfield Public Library	Smithfield	9,476	18	\$ 576,348	70%	\$ 60.82	\$ 819,992
Clark Memorial Library	Richmond	8,020	8	\$ 101,055	61%	\$ 12.60	\$ 166,170
Cross' Mills Public Library	Charlestown	7,997	11	\$ 293,870	71%	\$ 36.75	\$ 415,201
Louittit Library	West Greenwich	6,528	8	\$ 258,334	72%	\$ 39.57	\$ 358,647
Exeter Public Library	Exeter	6,460	6	\$ 212,162	68%	\$ 32.84	\$ 309,956
North Scituate Public Library	Scituate	6,154	17	\$ 283,497	70%	\$ 46.07	\$ 405,093
Davisville Free Library	North Kingstown	5,991	4	\$ 51,133	59%	\$ 8.53	\$ 87,037
Jamestown Philomenian Library	Jamestown	5,559	10	\$ 414,800	69%	\$ 74.62	\$ 599,364
Harmony Library	Glocester	5,485	10	\$ 184,104	64%	\$ 33.56	\$ 286,834
Below 5,000							
Langworthy Public Library	Hopkinton	4,620	5	\$ 87,135	67%	\$ 18.86	\$ 129,428
Glocester Manton Free Public Library	Glocester	4,489	6	\$ 171,493	71%	\$ 38.20	\$ 241,365
Libraries of Foster	Foster	4,469	11	\$ 167,598	72%	\$ 37.50	\$ 232,556
Hope Library	Scituate	4,230	10	\$ 242,307	70%	\$ 57.28	\$ 346,163
Pascoag Free Public Library	Burrillville	3,828	7	\$ 82,767	58%	\$ 21.62	\$ 141,914
Ashaway Free Library	Hopkinton	3,778	6	\$ 78,741	58%	\$ 20.84	\$ 135,546
Brownell Library, Home of Little Compton	Little Compton	3,616	6	\$ 208,715	74%	\$ 57.72	\$ 281,118
Willett Free Library	North Kingstown	1,920	5	\$ 77,001	61%	\$ 40.10	\$ 126,893
Island Free Library	New Shoreham	1,410	7	\$ 400,831	71%	\$ 284.28	\$ 566,913
Total		1,097,379	1,033	\$ 43,674,129	71%	\$ 39.80	\$ 62,587,293
Average		22,862	22	\$ 909,878	70%	\$ 44.44	\$ 1,303,902
Median		14,422	17	\$ 550,741	71%	\$ 37.37	\$ 769,653

Staff Expenditures (by Library System) by OS� Population FY2024

Location	Municipality	Salaries			Benefits			
		Salaries and Wage Expenditures	Salaries % of Staff Expenditures	Salaries and Wage Expenditures per capita	Employee Benefits Expenditures	Benefits % of Staff Expenditures	Benefits Expenditures per capita	Benefits Expenditures per employee
40,000+								
Community Libraries of Providence	Providence	\$ 3,324,001	76%	\$ 25.23	\$ 1,031,098	24%	\$ 7.83	\$ 14,943
Cranston Public Library	Cranston	\$ 2,610,447	80%	\$ 31.48	\$ 672,201	20%	\$ 8.11	\$ 7,816
Pawtucket Public Library	Pawtucket	\$ 1,514,276	72%	\$ 20.03	\$ 589,358	28%	\$ 7.80	\$ 18,417
Warwick Public Library	Warwick	\$ 2,118,597	63%	\$ 28.95	\$ 1,245,557	37%	\$ 17.02	\$ 23,953
Providence Public Library	Providence	\$ 4,023,960	87%	\$ 67.98	\$ 602,524	13%	\$ 10.18	\$ 7,825
East Providence Public Library	East Providence	\$ 1,364,128	66%	\$ 28.94	\$ 711,123	34%	\$ 15.09	\$ 22,939
Woonsocket Harris Public Library	Woonsocket	\$ 602,845	63%	\$ 13.94	\$ 351,930	37%	\$ 8.14	\$ 15,997
20,000 - 39,999								
Cumberland Public Library	Cumberland	\$ 1,060,066	73%	\$ 29.12	\$ 399,258	27%	\$ 10.97	\$ 12,477
Coventry Public Library	Coventry	\$ 799,895	82%	\$ 22.41	\$ 173,940	18%	\$ 4.87	\$ 5,436
Mayor Salvatore Mancini Union Free Library	North Providence	\$ 729,144	100%	\$ 21.37	\$ -	0%	\$ -	\$ -
South Kingstown Public Library	South Kingstown	\$ 805,841	72%	\$ 25.24	\$ 312,405	28%	\$ 9.78	\$ 12,496
West Warwick Public Library	West Warwick	\$ 693,464	79%	\$ 22.36	\$ 179,871	21%	\$ 5.80	\$ 7,495
Marian J. Mohr Memorial Library	Johnston	\$ 333,441	62%	\$ 11.28	\$ 206,152	38%	\$ 6.97	\$ 12,127
Newport Public Library	Newport	\$ 1,216,392	77%	\$ 48.34	\$ 360,407	23%	\$ 14.32	\$ 11,263
Westerly Public Library	Westerly	\$ 1,537,093	84%	\$ 65.80	\$ 284,663	16%	\$ 12.19	\$ 7,694
Adams Public Library	Central Falls	\$ 152,805	98%	\$ 6.77	\$ 3,405	2%	\$ 0.15	\$ 341
Lincoln Public Library	Lincoln	\$ 734,137	70%	\$ 32.59	\$ 308,837	30%	\$ 13.71	\$ 12,868
Rogers Free Library	Bristol	\$ 724,984	79%	\$ 32.23	\$ 192,090	21%	\$ 8.54	\$ 6,196
10,000 - 19,999								
North Kingstown Free Library	North Kingstown	\$ 747,906	72%	\$ 37.73	\$ 291,775	28%	\$ 14.72	\$ 14,589
Portsmouth Free Public Library	Portsmouth	\$ 440,480	82%	\$ 24.65	\$ 94,963	18%	\$ 5.31	\$ 5,935
Barrington Public Library	Barrington	\$ 1,164,226	77%	\$ 67.87	\$ 355,655	23%	\$ 20.73	\$ 7,903
Middletown Public Library	Middletown	\$ 455,487	79%	\$ 26.68	\$ 124,132	21%	\$ 7.27	\$ 7,758
Tiverton Public Library	Tiverton	\$ 453,883	81%	\$ 27.75	\$ 108,005	19%	\$ 6.60	\$ 6,353
Maury Loontjens Memorial Library	Narragansett	\$ 458,330	58%	\$ 31.54	\$ 336,562	42%	\$ 23.16	\$ 16,828
East Greenwich Free Library	East Greenwich	\$ 458,902	86%	\$ 32.06	\$ 73,948	14%	\$ 5.17	\$ 4,930
Greenville Public Library	Smithfield	\$ 582,583	76%	\$ 46.08	\$ 188,782	24%	\$ 14.93	\$ 9,936
North Smithfield Public Library	North Smithfield	\$ 312,558	98%	\$ 24.83	\$ 7,985	2%	\$ 0.63	\$ 887
Jesse M. Smith Memorial Library	Burrillville	\$ 593,237	77%	\$ 48.11	\$ 172,491	23%	\$ 13.99	\$ 10,147
George Hail Free Library	Warren	\$ 299,090	94%	\$ 26.83	\$ 20,296	6%	\$ 1.82	\$ 1,561

Staff Expenditures (by Library System) by OS� Population FY2024

Location	Municipality	Salaries			Benefits			
		Salaries and Wage Expenditures	Salaries % of Staff Expenditures	Salaries and Wage Expenditures per capita	Employee Benefits Expenditures	Benefits % of Staff Expenditures	Benefits Expenditures per capita	Benefits Expenditures per employee
5,000 - 9,999								
Pontiac Free Library	Warwick	\$ 70,627	100%	\$ 7.33	\$ -	0%	\$ -	\$ -
East Smithfield Public Library	Smithfield	\$ 474,561	82%	\$ 50.08	\$ 101,787	18%	\$ 10.74	\$ 5,655
Clark Memorial Library	Richmond	\$ 93,026	92%	\$ 11.60	\$ 8,029	8%	\$ 1.00	\$ 1,004
Cross' Mills Public Library	Charlestown	\$ 256,266	87%	\$ 32.05	\$ 37,604	13%	\$ 4.70	\$ 3,419
Louittit Library	West Greenwich	\$ 231,492	90%	\$ 35.46	\$ 26,842	10%	\$ 4.11	\$ 3,355
Exeter Public Library	Exeter	\$ 155,536	73%	\$ 24.08	\$ 56,626	27%	\$ 8.77	\$ 9,438
North Scituate Public Library	Scituate	\$ 263,341	93%	\$ 42.79	\$ 20,156	7%	\$ 3.28	\$ 1,186
Davisville Free Library	North Kingstown	\$ 51,133	100%	\$ 8.53	\$ -	0%	\$ -	\$ -
Jamestown Philomenian Library	Jamestown	\$ 332,737	80%	\$ 59.86	\$ 82,063	20%	\$ 14.76	\$ 8,206
Harmony Library	Glocester	\$ 165,397	90%	\$ 30.15	\$ 18,707	10%	\$ 3.41	\$ 1,871
Below 5,000								
Langworthy Public Library	Hopkinton	\$ 80,247	92%	\$ 17.37	\$ 6,888	8%	\$ 1.49	\$ 1,378
Glocester Manton Free Public Library	Glocester	\$ 138,324	81%	\$ 30.81	\$ 33,169	19%	\$ 7.39	\$ 5,528
Libraries of Foster	Foster	\$ 161,075	96%	\$ 36.04	\$ 6,523	4%	\$ 1.46	\$ 593
Hope Library	Scituate	\$ 224,600	93%	\$ 53.10	\$ 17,707	7%	\$ 4.19	\$ 1,771
Pascoag Free Public Library	Burrillville	\$ 70,106	85%	\$ 18.31	\$ 12,661	15%	\$ 3.31	\$ 1,809
Ashaway Free Library	Hopkinton	\$ 72,366	92%	\$ 19.15	\$ 6,375	8%	\$ 1.69	\$ 1,063
Brownell Library, Home of Little Compton	Little Compton	\$ 160,180	77%	\$ 44.30	\$ 48,535	23%	\$ 13.42	\$ 8,089
Willett Free Library	North Kingstown	\$ 77,001	100%	\$ 40.10	\$ -	0%	\$ -	\$ -
Island Free Library	New Shoreham	\$ 296,698	74%	\$ 210.42	\$ 104,133	26%	\$ 73.85	\$ 14,876
Total		\$ 33,686,911	77%	\$ 30.70	\$ 9,987,218	23%	\$ 9.10	\$ 9,668
Average		\$ 701,811	82%	\$ 35.41	\$ 208,067	18%	\$ 9.03	\$ 7,424
Median		\$ 454,685	81%	\$ 29.64	\$ 102,960	19%	\$ 7.33	\$ 6,924

Collection Expenditures by Library System FY2024

Location	Municipality	Totals				Print		
		Total Collection Expenditures	Collection % of Total Operating Expenditures	Collection Expenditures per capita	Total Operating Expenditures	Print Materials Expenditures	Print % of Collection Expenditures	Print Expenditures per capita
Barrington Public Library	Barrington	\$ 125,583	7%	\$ 7.32	\$ 1,788,645	\$ 83,582	67%	\$ 4.87
Rogers Free Library	Bristol	\$ 55,170	5%	\$ 2.45	\$ 1,163,749	\$ 30,005	54%	\$ 1.33
Jesse M. Smith Memorial Library	Burrillville	\$ 57,333	6%	\$ 4.65	\$ 1,028,274	\$ 26,090	46%	\$ 2.12
Pascoag Free Public Library	Burrillville	\$ 8,127	6%	\$ 2.12	\$ 141,914	\$ 3,488	43%	\$ 0.91
Adams Public Library	Central Falls	\$ 10,339	4%	\$ 0.46	\$ 247,209	\$ 722	7%	\$ 0.03
Cross' Mills Public Library	Charlestown	\$ 33,302	8%	\$ 4.16	\$ 415,201	\$ 16,111	48%	\$ 2.01
Coventry Public Library	Coventry	\$ 148,226	11%	\$ 4.15	\$ 1,355,385	\$ 64,682	44%	\$ 1.81
Cranston Public Library	Cranston	\$ 266,179	7%	\$ 3.21	\$ 4,003,523	\$ 155,983	59%	\$ 1.88
Cumberland Public Library	Cumberland	\$ 160,195	8%	\$ 4.40	\$ 1,921,573	\$ 77,943	49%	\$ 2.14
East Greenwich Free Library	East Greenwich	\$ 66,699	9%	\$ 4.66	\$ 748,565	\$ 40,754	61%	\$ 2.85
East Providence Public Library	East Providence	\$ 125,503	5%	\$ 2.66	\$ 2,529,402	\$ 81,784	65%	\$ 1.73
Exeter Public Library	Exeter	\$ 29,233	9%	\$ 4.53	\$ 309,956	\$ 21,133	72%	\$ 3.27
Libraries of Foster	Foster	\$ 14,109	6%	\$ 3.16	\$ 232,556	\$ 8,443	60%	\$ 1.89
Glocester Manton Free Public Library	Glocester	\$ 15,027	6%	\$ 3.35	\$ 241,365	\$ 9,982	66%	\$ 2.22
Harmony Library	Glocester	\$ 22,915	8%	\$ 4.18	\$ 286,834	\$ 11,414	50%	\$ 2.08
Ashaway Free Library	Hopkinton	\$ 15,187	11%	\$ 4.02	\$ 135,546	\$ 10,858	71%	\$ 2.87
Langworthy Public Library	Hopkinton	\$ 8,808	7%	\$ 1.91	\$ 129,428	\$ 4,415	50%	\$ 0.96
Jamestown Philomenian Library	Jamestown	\$ 61,267	10%	\$ 11.02	\$ 599,364	\$ 32,299	53%	\$ 5.81
Marian J. Mohr Memorial Library	Johnston	\$ 28,847	4%	\$ 0.98	\$ 664,287	\$ 11,205	39%	\$ 0.38
Lincoln Public Library	Lincoln	\$ 177,513	13%	\$ 7.88	\$ 1,357,871	\$ 104,492	59%	\$ 4.64
Brownell Library, Home of Little Compton	Little Compton	\$ 45,732	16%	\$ 12.65	\$ 281,118	\$ 31,550	69%	\$ 8.73
Middletown Public Library	Middletown	\$ 69,240	8%	\$ 4.06	\$ 914,779	\$ 30,000	43%	\$ 1.76
Maury Loontjens Memorial Library	Narragansett	\$ 120,022	11%	\$ 8.26	\$ 1,098,541	\$ 65,778	55%	\$ 4.53
Island Free Library	New Shoreham	\$ 25,902	5%	\$ 18.37	\$ 566,913	\$ 20,607	80%	\$ 14.61
Newport Public Library	Newport	\$ 211,008	8%	\$ 8.39	\$ 2,693,163	\$ 89,077	42%	\$ 3.54
Davisville Free Library	North Kingstown	\$ 6,675	8%	\$ 1.11	\$ 87,037	\$ 2,534	38%	\$ 0.42
North Kingstown Free Library	North Kingstown	\$ 161,243	10%	\$ 8.13	\$ 1,662,431	\$ 66,528	41%	\$ 3.36
Willett Free Library	North Kingstown	\$ 9,818	8%	\$ 5.11	\$ 126,893	\$ 5,687	58%	\$ 2.96
Mayor Salvatore Mancini Union Free Library	North Providence	\$ 136,792	13%	\$ 4.01	\$ 1,039,502	\$ 91,081	67%	\$ 2.67
North Smithfield Public Library	North Smithfield	\$ 60,870	12%	\$ 4.84	\$ 490,588	\$ 38,645	63%	\$ 3.07
Pawtucket Public Library	Pawtucket	\$ 165,085	6%	\$ 2.18	\$ 2,637,134	\$ 63,064	38%	\$ 0.83
Portsmouth Free Public Library	Portsmouth	\$ 52,822	7%	\$ 2.96	\$ 747,589	\$ 37,248	71%	\$ 2.08
Community Libraries of Providence	Providence	\$ 219,574	4%	\$ 1.67	\$ 6,172,525	\$ 83,635	38%	\$ 0.63
Providence Public Library	Providence	\$ 360,627	4%	\$ 6.09	\$ 9,038,036	\$ 219,784	61%	\$ 3.71
Clark Memorial Library	Richmond	\$ 16,705	10%	\$ 2.08	\$ 166,170	\$ 9,308	56%	\$ 1.16
Hope Library	Scituate	\$ 26,809	8%	\$ 6.34	\$ 346,163	\$ 20,381	76%	\$ 4.82
North Scituate Public Library	Scituate	\$ 28,237	7%	\$ 4.59	\$ 405,093	\$ 19,868	70%	\$ 3.23
East Smithfield Public Library	Smithfield	\$ 59,574	7%	\$ 6.29	\$ 819,992	\$ 46,522	78%	\$ 4.91
Greenville Public Library	Smithfield	\$ 112,864	9%	\$ 8.93	\$ 1,200,414	\$ 76,882	68%	\$ 6.08
South Kingstown Public Library	South Kingstown	\$ 107,304	8%	\$ 3.36	\$ 1,393,617	\$ 63,261	59%	\$ 1.98
Tiverton Public Library	Tiverton	\$ 52,789	7%	\$ 3.23	\$ 790,740	\$ 32,410	61%	\$ 1.98
George Hail Free Library	Warren	\$ 53,789	12%	\$ 4.83	\$ 434,553	\$ 24,422	45%	\$ 2.19
Pontiac Free Library	Warwick	\$ 20,472	16%	\$ 2.13	\$ 128,429	\$ 11,384	56%	\$ 1.18
Warwick Public Library	Warwick	\$ 414,048	9%	\$ 5.66	\$ 4,533,017	\$ 175,446	42%	\$ 2.40
Louttit Library	West Greenwich	\$ 40,927	11%	\$ 6.27	\$ 358,647	\$ 25,959	63%	\$ 3.98
West Warwick Public Library	West Warwick	\$ 65,259	5%	\$ 2.10	\$ 1,188,682	\$ 33,391	51%	\$ 1.08
Westerly Public Library	Westerly	\$ 156,944	6%	\$ 6.72	\$ 2,718,615	\$ 78,762	50%	\$ 3.37
Woonsocket Harris Public Library	Woonsocket	\$ 51,901	4%	\$ 1.20	\$ 1,246,265	\$ 19,902	38%	\$ 0.46
Total		\$ 4,282,594	7%	\$ 3.90	\$ 62,587,293	\$ 2,278,501	53%	\$ 2.08
Average		\$ 89,221	8%	\$ 4.85	\$ 1,303,902	\$ 47,469	55%	\$ 2.87
Median		\$ 56,252	8%	\$ 4.17	\$ 769,653	\$ 31,925	56%	\$ 2.17

Collection Expenditures by Library System FY2024

Location	Municipality	eBooks						
		OSL eZone Fee	Additional OverDrive Expenditures	Other eBooks Expenditures	Total eBooks Expenditures	eBooks % of Collection Expenditures	eBooks % of Total Electronic Collection Expenditures (N/T)	eBooks Expenditures per capita
Barrington Public Library	Barrington	\$ 7,515	\$ 15,722	\$ -	\$ 23,237	19%	69%	\$ 1.35
Rogers Free Library	Bristol	\$ 9,728	\$ -	\$ 8,805	\$ 18,533	34%	90%	\$ 0.82
Jesse M. Smith Memorial Library	Burrillville	\$ 6,305	\$ 2,001	\$ -	\$ 8,306	14%	31%	\$ 0.67
Pascoag Free Public Library	Burrillville	\$ 3,236	\$ -	\$ -	\$ 3,236	40%	83%	\$ 0.85
Adams Public Library	Central Falls	\$ 8,003	\$ -	\$ -	\$ 8,003	77%	83%	\$ 0.35
Cross' Mills Public Library	Charlestown	\$ 3,721	\$ 7,000	\$ -	\$ 10,721	32%	74%	\$ 1.34
Coventry Public Library	Coventry	\$ 15,193	\$ 10,000	\$ 26,896	\$ 52,089	35%	85%	\$ 1.46
Cranston Public Library	Cranston	\$ 34,767	\$ 12,114	\$ 9,814	\$ 56,695	21%	61%	\$ 0.68
Cumberland Public Library	Cumberland	\$ 15,280	\$ 10,506	\$ -	\$ 25,786	16%	59%	\$ 0.71
East Greenwich Free Library	East Greenwich	\$ 6,132	\$ -	\$ 11,516	\$ 17,648	26%	84%	\$ 1.23
East Providence Public Library	East Providence	\$ 19,937	\$ 597	\$ 883	\$ 21,417	17%	54%	\$ 0.45
Exeter Public Library	Exeter	\$ 3,236	\$ -	\$ 42	\$ 3,278	11%	83%	\$ 0.51
Libraries of Foster	Foster	\$ 3,236	\$ 1,777	\$ -	\$ 5,013	36%	88%	\$ 1.12
Glocester Manton Free Public Library	Glocester	\$ 3,236	\$ -	\$ -	\$ 3,236	22%	83%	\$ 0.72
Harmony Library	Glocester	\$ 3,236	\$ -	\$ 700	\$ 3,936	17%	68%	\$ 0.72
Ashaway Free Library	Hopkinton	\$ 3,236	\$ -	\$ -	\$ 3,236	21%	83%	\$ 0.86
Langworthy Public Library	Hopkinton	\$ 3,236	\$ -	\$ -	\$ 3,236	37%	83%	\$ 0.70
Jamestown Philomenian Library	Jamestown	\$ 3,236	\$ 8,113	\$ 5,727	\$ 17,076	28%	64%	\$ 3.07
Marian J. Mohr Memorial Library	Johnston	\$ 12,658	\$ 2,431	\$ -	\$ 15,089	52%	86%	\$ 0.51
Lincoln Public Library	Lincoln	\$ 9,708	\$ 24,204	\$ 8,675	\$ 42,587	24%	64%	\$ 1.89
Brownell Library, Home of Little Compton	Little Compton	\$ 3,236	\$ 10,000	\$ -	\$ 13,236	29%	95%	\$ 3.66
Middletown Public Library	Middletown	\$ 7,481	\$ -	\$ -	\$ 7,481	11%	36%	\$ 0.44
Maury Loontjens Memorial Library	Narragansett	\$ 6,789	\$ 23,480	\$ -	\$ 30,269	25%	62%	\$ 2.08
Island Free Library	New Shoreham	\$ 3,236	\$ -	\$ -	\$ 3,236	12%	83%	\$ 2.30
Newport Public Library	Newport	\$ 10,833	\$ 41,386	\$ 19,565	\$ 71,784	34%	89%	\$ 2.85
Davisville Free Library	North Kingstown	\$ 3,236	\$ -	\$ -	\$ 3,236	48%	83%	\$ 0.54
North Kingstown Free Library	North Kingstown	\$ 11,031	\$ 7,608	\$ 25,309	\$ 43,948	27%	63%	\$ 2.22
Willett Free Library	North Kingstown	\$ 3,236	\$ -	\$ -	\$ 3,236	33%	78%	\$ 1.69
Mayor Salvatore Mancini Union Free Library	North Providence	\$ 14,541	\$ -	\$ -	\$ 14,541	11%	44%	\$ 0.43
North Smithfield Public Library	North Smithfield	\$ 5,602	\$ -	\$ -	\$ 5,602	9%	48%	\$ 0.45
Pawtucket Public Library	Pawtucket	\$ 28,072	\$ 10,425	\$ -	\$ 38,497	23%	45%	\$ 0.51
Portsmouth Free Public Library	Portsmouth	\$ 7,812	\$ 1,324	\$ 503	\$ 9,639	18%	66%	\$ 0.54
Community Libraries of Providence	Providence	\$ 57,994	\$ -	\$ -	\$ 57,994	26%	47%	\$ 0.44
Providence Public Library	Providence	\$ 21,925	\$ -	\$ -	\$ 21,925	6%	16%	\$ 0.37
Clark Memorial Library	Richmond	\$ 3,688	\$ -	\$ -	\$ 3,688	22%	83%	\$ 0.46
Hope Library	Scituate	\$ 3,236	\$ -	\$ -	\$ 3,236	12%	63%	\$ 0.77
North Scituate Public Library	Scituate	\$ 3,236	\$ 179	\$ -	\$ 3,415	12%	62%	\$ 0.55
East Smithfield Public Library	Smithfield	\$ 3,488	\$ -	\$ 5,441	\$ 8,929	15%	87%	\$ 0.94
Greenville Public Library	Smithfield	\$ 6,466	\$ -	\$ 1,436	\$ 7,902	7%	33%	\$ 0.63
South Kingstown Public Library	South Kingstown	\$ 13,637	\$ 4,770	\$ -	\$ 18,407	17%	46%	\$ 0.58
Tiverton Public Library	Tiverton	\$ 7,186	\$ 4,367	\$ -	\$ 11,553	22%	80%	\$ 0.71
George Hail Free Library	Warren	\$ 4,993	\$ -	\$ -	\$ 4,993	9%	19%	\$ 0.45
Pontiac Free Library	Warwick	\$ 3,236	\$ 2,520	\$ -	\$ 5,756	28%	90%	\$ 0.60
Warwick Public Library	Warwick	\$ 33,665	\$ 50,924	\$ 12,000	\$ 96,589	23%	50%	\$ 1.32
Louttit Library	West Greenwich	\$ 3,236	\$ 4,232	\$ -	\$ 7,468	18%	78%	\$ 1.14
West Warwick Public Library	West Warwick	\$ 13,256	\$ -	\$ 6,815	\$ 20,071	31%	87%	\$ 0.65
Westerly Public Library	Westerly	\$ 11,852	\$ 18,000	\$ 8,493	\$ 38,345	24%	66%	\$ 1.64
Woonsocket Harris Public Library	Woonsocket	\$ 18,322	\$ -	\$ -	\$ 18,322	35%	72%	\$ 0.42
Total		\$ 489,356	\$ 273,680	\$ 152,620	\$ 915,656	21%	57%	\$ 0.83
Average		\$ 10,195	\$ 5,702	\$ 3,180	\$ 19,076	24%	68%	\$ 1.03
Median		\$ 6,628	\$ 90	\$ -	\$ 11,137	23%	70%	\$ 0.71

Collection Expenditures by Library System FY2024

Location	Municipality	Other Electronic Collection				
		OSL Database Fee	Other Electronic Content Expenditures	Total Electronic Content Expenditures (N+R+S)	Total Electronic % of Collection Expenditures	Total Electronic Collection Expenditures per capita
Barrington Public Library	Barrington	\$ 1,516	\$ 9,149	\$ 33,902	27%	\$ 1.98
Rogers Free Library	Bristol	\$ 1,962	\$ -	\$ 20,495	37%	\$ 0.91
Jesse M. Smith Memorial Library	Burrillville	\$ 1,272	\$ 17,472	\$ 27,050	47%	\$ 2.19
Pascoag Free Public Library	Burrillville	\$ 653	\$ -	\$ 3,889	48%	\$ 1.02
Adams Public Library	Central Falls	\$ 1,614	\$ -	\$ 9,617	93%	\$ 0.43
Cross' Mills Public Library	Charlestown	\$ 751	\$ 2,944	\$ 14,416	43%	\$ 1.80
Coventry Public Library	Coventry	\$ 3,064	\$ 6,101	\$ 61,254	41%	\$ 1.72
Cranston Public Library	Cranston	\$ 7,012	\$ 29,912	\$ 93,619	35%	\$ 1.13
Cumberland Public Library	Cumberland	\$ 3,082	\$ 15,153	\$ 44,021	27%	\$ 1.21
East Greenwich Free Library	East Greenwich	\$ 1,237	\$ 2,202	\$ 21,087	32%	\$ 1.47
East Providence Public Library	East Providence	\$ 4,021	\$ 14,180	\$ 39,618	32%	\$ 0.84
Exeter Public Library	Exeter	\$ 653	\$ -	\$ 3,931	13%	\$ 0.61
Libraries of Foster	Foster	\$ 653	\$ -	\$ 5,666	40%	\$ 1.27
Glocester Manton Free Public Library	Glocester	\$ 653	\$ -	\$ 3,889	26%	\$ 0.87
Harmony Library	Glocester	\$ 653	\$ 1,200	\$ 5,789	25%	\$ 1.06
Ashaway Free Library	Hopkinton	\$ 653	\$ -	\$ 3,889	26%	\$ 1.03
Langworthy Public Library	Hopkinton	\$ 653	\$ -	\$ 3,889	44%	\$ 0.84
Jamestown Philomenian Library	Jamestown	\$ 653	\$ 8,993	\$ 26,722	44%	\$ 4.81
Marian J. Mohr Memorial Library	Johnston	\$ 2,553	\$ -	\$ 17,642	61%	\$ 0.60
Lincoln Public Library	Lincoln	\$ 1,958	\$ 21,945	\$ 66,490	37%	\$ 2.95
Brownell Library, Home of Little Compton	Little Compton	\$ 653	\$ -	\$ 13,889	30%	\$ 3.84
Middletown Public Library	Middletown	\$ 1,509	\$ 11,844	\$ 20,834	30%	\$ 1.22
Maury Loontjens Memorial Library	Narragansett	\$ 1,369	\$ 16,994	\$ 48,632	41%	\$ 3.35
Island Free Library	New Shoreham	\$ 653	\$ -	\$ 3,889	15%	\$ 2.76
Newport Public Library	Newport	\$ 2,185	\$ 6,600	\$ 80,569	38%	\$ 3.20
Davisville Free Library	North Kingstown	\$ 653	\$ -	\$ 3,889	58%	\$ 0.65
North Kingstown Free Library	North Kingstown	\$ 2,225	\$ 24,013	\$ 70,186	44%	\$ 3.54
Willett Free Library	North Kingstown	\$ 653	\$ 242	\$ 4,131	42%	\$ 2.15
Mayor Salvatore Mancini Union Free Library	North Providence	\$ 2,933	\$ 15,442	\$ 32,916	24%	\$ 0.96
North Smithfield Public Library	North Smithfield	\$ 1,130	\$ 4,894	\$ 11,626	19%	\$ 0.92
Pawtucket Public Library	Pawtucket	\$ 5,662	\$ 41,914	\$ 86,073	52%	\$ 1.14
Portsmouth Free Public Library	Portsmouth	\$ 1,576	\$ 3,364	\$ 14,579	28%	\$ 0.82
Community Libraries of Providence	Providence	\$ 11,696	\$ 54,447	\$ 124,137	57%	\$ 0.94
Providence Public Library	Providence	\$ 4,422	\$ 114,047	\$ 140,394	39%	\$ 2.37
Clark Memorial Library	Richmond	\$ 744	\$ -	\$ 4,432	27%	\$ 0.55
Hope Library	Scituate	\$ 653	\$ 1,245	\$ 5,134	19%	\$ 1.21
North Scituate Public Library	Scituate	\$ 653	\$ 1,480	\$ 5,548	20%	\$ 0.90
East Smithfield Public Library	Smithfield	\$ 703	\$ 639	\$ 10,271	17%	\$ 1.08
Greenville Public Library	Smithfield	\$ 1,304	\$ 14,992	\$ 24,198	21%	\$ 1.91
South Kingstown Public Library	South Kingstown	\$ 2,750	\$ 18,722	\$ 39,879	37%	\$ 1.25
Tiverton Public Library	Tiverton	\$ 1,449	\$ 1,380	\$ 14,382	27%	\$ 0.88
George Hail Free Library	Warren	\$ 1,007	\$ 20,592	\$ 26,592	49%	\$ 2.39
Pontiac Free Library	Warwick	\$ 653	\$ -	\$ 6,409	31%	\$ 0.67
Warwick Public Library	Warwick	\$ 6,790	\$ 90,399	\$ 193,778	47%	\$ 2.65
Loutit Library	West Greenwich	\$ 653	\$ 1,490	\$ 9,611	23%	\$ 1.47
West Warwick Public Library	West Warwick	\$ 2,674	\$ 267	\$ 23,012	35%	\$ 0.74
Westerly Public Library	Westerly	\$ 2,390	\$ 17,116	\$ 57,851	37%	\$ 2.48
Woonsocket Harris Public Library	Woonsocket	\$ 3,695	\$ 3,503	\$ 25,520	49%	\$ 0.59
Total		\$ 98,703	\$ 594,877	\$ 1,609,236	38%	\$ 1.47
Average		\$ 2,056	\$ 12,393	\$ 33,526	36%	\$ 1.57
Median		\$ 1,337	\$ 3,154	\$ 20,665	36%	\$ 1.17

Collection Expenditures by Library System FY2024

Location	Municipality	Other Physical Materials			
		Other Physical Materials Expenditures	Describe Other Physical Materials Expenditures	Other % of Collection Expenditures	Other Physical Materials Expenditures per capita
Barrington Public Library	Barrington	\$ 8,099	DVDs, Audiobooks, Realia	6%	\$ 0.47
Rogers Free Library	Bristol	\$ 4,670	magazines, newspapers, library of things, some museum passes	8%	\$ 0.21
Jesse M. Smith Memorial Library	Burrillville	\$ 4,193	dvds, cds, playaways	7%	\$ 0.34
Pascoag Free Public Library	Burrillville	\$ 750	DVDs & Audiobooks from Micromarketing.	9%	\$ 0.20
Adams Public Library	Central Falls	\$ -	n/a	0%	\$ -
Cross' Mills Public Library	Charlestown	\$ 2,775	Audiovisual materials	8%	\$ 0.35
Coventry Public Library	Coventry	\$ 22,290	Books on CD, Playaways, DVDs, Blu-rays, Music CDs, Video games, and Library of Things items.	15%	\$ 0.62
Cranston Public Library	Cranston	\$ 16,577	AV	6%	\$ 0.20
Cumberland Public Library	Cumberland	\$ 38,231	audiobooks, DVDs, video games, passes, library of things	24%	\$ 1.05
East Greenwich Free Library	East Greenwich	\$ 4,858	DVDs, audiobooks, playaways, library supplies	7%	\$ 0.34
East Providence Public Library	East Providence	\$ 4,101	DVDs and "Library of Things" items	3%	\$ 0.09
Exeter Public Library	Exeter	\$ 4,169	Audiovisual materials	14%	\$ 0.65
Libraries of Foster	Foster	\$ -	There are no other physical materials.	0%	\$ -
Glocester Manton Free Public Library	Glocester	\$ 1,156	DVD and periodicals	8%	\$ 0.26
Harmony Library	Glocester	\$ 5,712	CD Books, DVDs, games, puzzles	25%	\$ 1.04
Ashaway Free Library	Hopkinton	\$ 440	DVDs and audiobooks	3%	\$ 0.12
Langworthy Public Library	Hopkinton	\$ 504	DVD, audiobooks	6%	\$ 0.11
Jamestown Philomenian Library	Jamestown	\$ 2,246	Amazon, Blackstone, Midwest Tape	4%	\$ 0.40
Marian J. Mohr Memorial Library	Johnston	\$ -	N/A	0%	\$ -
Lincoln Public Library	Lincoln	\$ 6,531	DVDs Audios	4%	\$ 0.29
Brownell Library, Home of Little Compton	Little Compton	\$ 293	Items for LOT - induction cooktop, portable DVD player, bluetooth speaker.	0.6%	\$ 0.08
Middletown Public Library	Middletown	\$ 18,406	Starting a Library of Things! Giant games, outdoor games, tools, etc, also museum passes, DVDs, cd's, etc	27%	\$ 1.08
Maury Loontjens Memorial Library	Narragansett	\$ 5,612	museum passes	5%	\$ 0.39
Island Free Library	New Shoreham	\$ 1,406	DVDs, audio books	5%	\$ 1.00
Newport Public Library	Newport	\$ 41,362	Playaways, DVDs, CDs, Library of Things, Museum Passes	20%	\$ 1.64
Davisville Free Library	North Kingstown	\$ 252	DVDs, magazine subscriptions	4%	\$ 0.04
North Kingstown Free Library	North Kingstown	\$ 24,529	DVDs, audiobooks,	15%	\$ 1.24
Willett Free Library	North Kingstown	\$ -	none	0%	\$ -
Mayor Salvatore Mancini Union Free Library	North Providence	\$ 12,795	Library of Things/ Gadgets N Gear; DVDs, Physical Audiobooks	9%	\$ 0.38
North Smithfield Public Library	North Smithfield	\$ 10,599	educational passes, visual & audio	17%	\$ 0.84
Pawtucket Public Library	Pawtucket	\$ 15,948	DVDs, Video Games	10%	\$ 0.21
Portsmouth Free Public Library	Portsmouth	\$ 995	Audio and DVD purchases	2%	\$ 0.06
Community Libraries of Providence	Providence	\$ 11,802	DVD's, Audio, Games and CMS Supplies	5%	\$ 0.09
Providence Public Library	Providence	\$ 449	AV, Bookbinding, Collection Supplies	0.1%	\$ 0.01
Clark Memorial Library	Richmond	\$ 2,965	audios, DVDs, periodicals	18%	\$ 0.37
Hope Library	Scituate	\$ 1,294	Cool tools collection, physical audiobooks, DVDs	5%	\$ 0.31
North Scituate Public Library	Scituate	\$ 2,821	DVDs, audiobooks, music CDs	10%	\$ 0.46
East Smithfield Public Library	Smithfield	\$ 2,781	DVDs, CDs, games, museum passes	5%	\$ 0.29
Greenville Public Library	Smithfield	\$ 11,784	DVDs, CDs, kits and games	10%	\$ 0.93
South Kingstown Public Library	South Kingstown	\$ 4,164	DVDs, Books on CD	4%	\$ 0.13
Tiverton Public Library	Tiverton	\$ 5,997	Multimedia and library of things	11%	\$ 0.37
George Hail Free Library	Warren	\$ 2,775	Museum Passes, archival supplies for historical collection	5%	\$ 0.25
Pontiac Free Library	Warwick	\$ 2,679	DVDs, Music CDs, Books on CD, Video games.	13%	\$ 0.28
Warwick Public Library	Warwick	\$ 44,824	DVDs, Audiobooks, PlayAways, VoxBooks, Video Games, Museum Passes, Library of Things	11%	\$ 0.61
Louttit Library	West Greenwich	\$ 5,357	DVDs, Childrens Books with embedded MP3 players (e.g.VOX, Wonder,) supplies for the cake pan collection (extra large/thick self sealing plastic bags)	13%	\$ 0.82
West Warwick Public Library	West Warwick	\$ 8,856	AV, Microfilm, Video Games, Playaways, Yotos	14%	\$ 0.29
Westerly Public Library	Westerly	\$ 20,331	DVDs, audiobooks, Library of Things	13%	\$ 0.87
Woonsocket Harris Public Library	Woonsocket	\$ 6,479	DVDs, books on CD, playaways, microfilm	12%	\$ 0.15
Total		\$ 394,857		9%	\$ 0.36
Average		\$ 8,226		9%	\$ 0.41
Median		\$ 4,181		8%	\$ 0.30

Other Operating Expenditures by Library System FY2024

Location	Municipality	Totals				Programming					
		Total Other Operating Expenditures	Other % of Total Operating Expenditures	Total Other Operating Expenditures per capita	Total Operating Expenditures	Youth Programming Expenditures	Adult Programming Expenditures	Other Programming Expenditures	Total Programming Expenditures	Programming % of Total Other Operating Expenditures	Total Programming Expenditures per capita
Barrington Public Library	Barrington	\$ 143,181	8%	\$ 8.35	\$ 1,788,645	\$ 1,053	\$ 1,053	\$ 1,053	\$ 3,159	2%	\$ 0.18
Rogers Free Library	Bristol	\$ 191,505	16%	\$ 8.51	\$ 1,163,749	\$ -	\$ -	\$ -	\$ -	0%	\$ -
Jesse M. Smith Memorial Library	Burrillville	\$ 205,213	20%	\$ 16.64	\$ 1,028,274	\$ 7,354	\$ 2,199	\$ -	\$ 9,553	5%	\$ 0.77
Pascoag Free Public Library	Burrillville	\$ 51,020	36%	\$ 13.33	\$ 141,914	\$ 290	\$ -	\$ -	\$ 290	0.6%	\$ 0.08
Adams Public Library	Central Falls	\$ 80,660	33%	\$ 3.57	\$ 247,209	\$ -	\$ -	\$ -	\$ -	0%	\$ -
Cross' Mills Public Library	Charlestown	\$ 88,029	21%	\$ 11.01	\$ 415,201	\$ 4,058	\$ 8,090	\$ 6,785	\$ 18,933	22%	\$ 2.37
Coventry Public Library	Coventry	\$ 233,324	17%	\$ 6.54	\$ 1,355,385	\$ 5,684	\$ 4,531	\$ 23,383	\$ 33,598	14%	\$ 0.94
Cranston Public Library	Cranston	\$ 454,696	11%	\$ 5.48	\$ 4,003,523	\$ 4,394	\$ 2,338	\$ -	\$ 6,732	1%	\$ 0.08
Cumberland Public Library	Cumberland	\$ 302,054	16%	\$ 8.30	\$ 1,921,573	\$ 14,893	\$ 14,388	\$ -	\$ 29,281	10%	\$ 0.80
East Greenwich Free Library	East Greenwich	\$ 149,016	20%	\$ 10.41	\$ 748,565	\$ 6,064	\$ 683	\$ -	\$ 6,747	5%	\$ 0.47
East Providence Public Library	East Providence	\$ 328,648	13%	\$ 6.97	\$ 2,529,402	\$ 16,430	\$ 11,641	\$ -	\$ 28,071	9%	\$ 0.60
Exeter Public Library	Exeter	\$ 68,561	22%	\$ 10.61	\$ 309,956	\$ 2,783	\$ 6,086	\$ -	\$ 8,869	13%	\$ 1.37
Libraries of Foster	Foster	\$ 50,849	22%	\$ 11.38	\$ 232,556	\$ 2,500	\$ 1,500	\$ -	\$ 4,000	8%	\$ 0.90
Glocester Manton Free Public Library	Glocester	\$ 54,845	23%	\$ 12.22	\$ 241,365	\$ 2,377	\$ 951	\$ -	\$ 3,328	6%	\$ 0.74
Harmony Library	Glocester	\$ 79,815	28%	\$ 14.55	\$ 286,834	\$ 1,582	\$ 1,500	\$ 1,372	\$ 4,454	6%	\$ 0.81
Ashaway Free Library	Hopkinton	\$ 41,618	31%	\$ 11.02	\$ 135,546	\$ 1,498	\$ 1,445	\$ 411	\$ 3,354	8%	\$ 0.89
Langworthy Public Library	Hopkinton	\$ 33,485	26%	\$ 7.25	\$ 129,428	\$ 1,605	\$ 1,200	\$ -	\$ 2,805	8%	\$ 0.61
Jamestown Philomenian Library	Jamestown	\$ 123,297	21%	\$ 22.18	\$ 599,364	\$ 4,757	\$ 5,295	\$ -	\$ 10,052	8%	\$ 1.81
Marian J. Mohr Memorial Library	Johnston	\$ 95,847	14%	\$ 3.24	\$ 664,287	\$ 3,156	\$ 380	\$ 150	\$ 3,686	4%	\$ 0.12
Lincoln Public Library	Lincoln	\$ 137,384	10%	\$ 6.10	\$ 1,357,871	\$ 2,193	\$ 475	\$ 385	\$ 3,053	2%	\$ 0.14
Brownell Library, Home of Little Compton	Little Compton	\$ 26,671	9%	\$ 7.38	\$ 281,118	\$ 1,930	\$ 3,588	\$ -	\$ 5,518	21%	\$ 1.53
Middletown Public Library	Middletown	\$ 265,920	29%	\$ 15.57	\$ 914,779	\$ -	\$ -	\$ 8,119	\$ 8,119	3%	\$ 0.48
Maury Loontjens Memorial Library	Narragansett	\$ 183,627	17%	\$ 12.64	\$ 1,098,541	\$ 1,032	\$ 650	\$ -	\$ 1,682	0.9%	\$ 0.12
Island Free Library	New Shoreham	\$ 140,180	29%	\$ 99.42	\$ 566,913	\$ 997	\$ 997	\$ -	\$ 1,994	1%	\$ 1.41
Newport Public Library	Newport	\$ 905,356	34%	\$ 35.98	\$ 2,693,163	\$ 13,500	\$ 3,000	\$ 1,000	\$ 17,500	2%	\$ 0.70
Davisville Free Library	North Kingstown	\$ 29,229	34%	\$ 4.88	\$ 87,037	\$ 898	\$ 186	\$ 29	\$ 1,113	4%	\$ 0.19
North Kingstown Free Library	North Kingstown	\$ 461,507	28%	\$ 23.28	\$ 1,662,431	\$ -	\$ -	\$ -	\$ -	0%	\$ -
Willett Free Library	North Kingstown	\$ 40,074	32%	\$ 20.87	\$ 126,893	\$ 4,114	\$ 4,115	\$ -	\$ 8,229	21%	\$ 4.29
Mayor Salvatore Mancini Union Free Library	North Providence	\$ 173,566	17%	\$ 5.09	\$ 1,039,502	\$ 8,000	\$ 1,411	\$ 2,000	\$ 11,411	7%	\$ 0.33
North Smithfield Public Library	North Smithfield	\$ 109,175	22%	\$ 8.67	\$ 490,588	\$ 5,082	\$ 3,539	\$ -	\$ 8,621	8%	\$ 0.68
Pawtucket Public Library	Pawtucket	\$ 368,415	14%	\$ 4.87	\$ 2,637,134	\$ 6,314	\$ 4,123	\$ -	\$ 10,437	3%	\$ 0.14
Portsmouth Free Public Library	Portsmouth	\$ 159,324	21%	\$ 8.92	\$ 747,589	\$ 3,504	\$ 1,231	\$ 432	\$ 5,167	3%	\$ 0.29
Community Libraries of Providence	Providence	\$ 1,597,852	26%	\$ 12.13	\$ 6,172,525	\$ 45,397	\$ 47,865	\$ 313,935	\$ 407,197	25%	\$ 3.09
Providence Public Library	Providence	\$ 4,050,925	45%	\$ 68.44	\$ 9,038,036	\$ 101,361	\$ 667,819	\$ -	\$ 769,180	19%	\$ 13.00
Clark Memorial Library	Richmond	\$ 48,410	29%	\$ 6.04	\$ 166,170	\$ 4,029	\$ 100	\$ -	\$ 4,129	9%	\$ 0.51
Hope Library	Scituate	\$ 77,047	22%	\$ 18.21	\$ 346,163	\$ 6,572	\$ 4,286	\$ 2,286	\$ 13,144	17%	\$ 3.11
North Scituate Public Library	Scituate	\$ 93,359	23%	\$ 15.17	\$ 405,093	\$ 976	\$ 433	\$ -	\$ 1,409	2%	\$ 0.23
East Smithfield Public Library	Smithfield	\$ 184,070	22%	\$ 19.42	\$ 819,992	\$ 3,401	\$ 3,184	\$ 1,359	\$ 7,944	4%	\$ 0.84
Greenville Public Library	Smithfield	\$ 316,185	26%	\$ 25.01	\$ 1,200,414	\$ 8,000	\$ 7,000	\$ 1,135	\$ 16,135	5%	\$ 1.28
South Kingstown Public Library	South Kingstown	\$ 168,067	12%	\$ 5.26	\$ 1,393,617	\$ 3,894	\$ 2,752	\$ -	\$ 6,646	4%	\$ 0.21
Tiverton Public Library	Tiverton	\$ 176,063	22%	\$ 10.76	\$ 790,740	\$ 6,165	\$ 5,098	\$ 3,251	\$ 14,514	8%	\$ 0.89
George Hail Free Library	Warren	\$ 61,378	14%	\$ 5.51	\$ 434,553	\$ 7,065	\$ 3,000	\$ 630	\$ 10,695	17%	\$ 0.96
Pontiac Free Library	Warwick	\$ 37,330	29%	\$ 3.88	\$ 128,429	\$ 810	\$ 400	\$ -	\$ 1,210	3%	\$ 0.13
Warwick Public Library	Warwick	\$ 754,815	17%	\$ 10.31	\$ 4,533,017	\$ 16,174	\$ 30,276	\$ 3,915	\$ 50,365	7%	\$ 0.69
Louttit Library	West Greenwich	\$ 59,386	17%	\$ 9.10	\$ 358,647	\$ 7,016	\$ 3,077	\$ 3,639	\$ 13,732	23%	\$ 2.10
West Warwick Public Library	West Warwick	\$ 250,088	21%	\$ 8.06	\$ 1,188,682	\$ 9,407	\$ 8,963	\$ 35,649	\$ 54,019	22%	\$ 1.74
Westerly Public Library	Westerly	\$ 739,915	27%	\$ 31.68	\$ 2,718,615	\$ 10,320	\$ 10,681	\$ -	\$ 21,001	3%	\$ 0.90
Woonsocket Harris Public Library	Woonsocket	\$ 239,589	19%	\$ 5.54	\$ 1,246,265	\$ 1,100	\$ 300	\$ -	\$ 1,400	0.6%	\$ 0.03
Total		\$ 14,630,570	23%	\$ 13.33	\$ 62,587,293	\$ 359,729	\$ 881,829	\$ 410,918	\$ 1,652,476	11%	\$ 1.51
Average		\$ 304,804	22%	\$ 14.58	\$ 1,303,902	\$ 7,494	\$ 18,371	\$ 8,561	\$ 34,427	8%	\$ 1.12
Median		\$ 146,099	22%	\$ 10.36	\$ 769,653	\$ 3,962	\$ 2,269	\$ -	\$ 7,346	5%	\$ 0.69

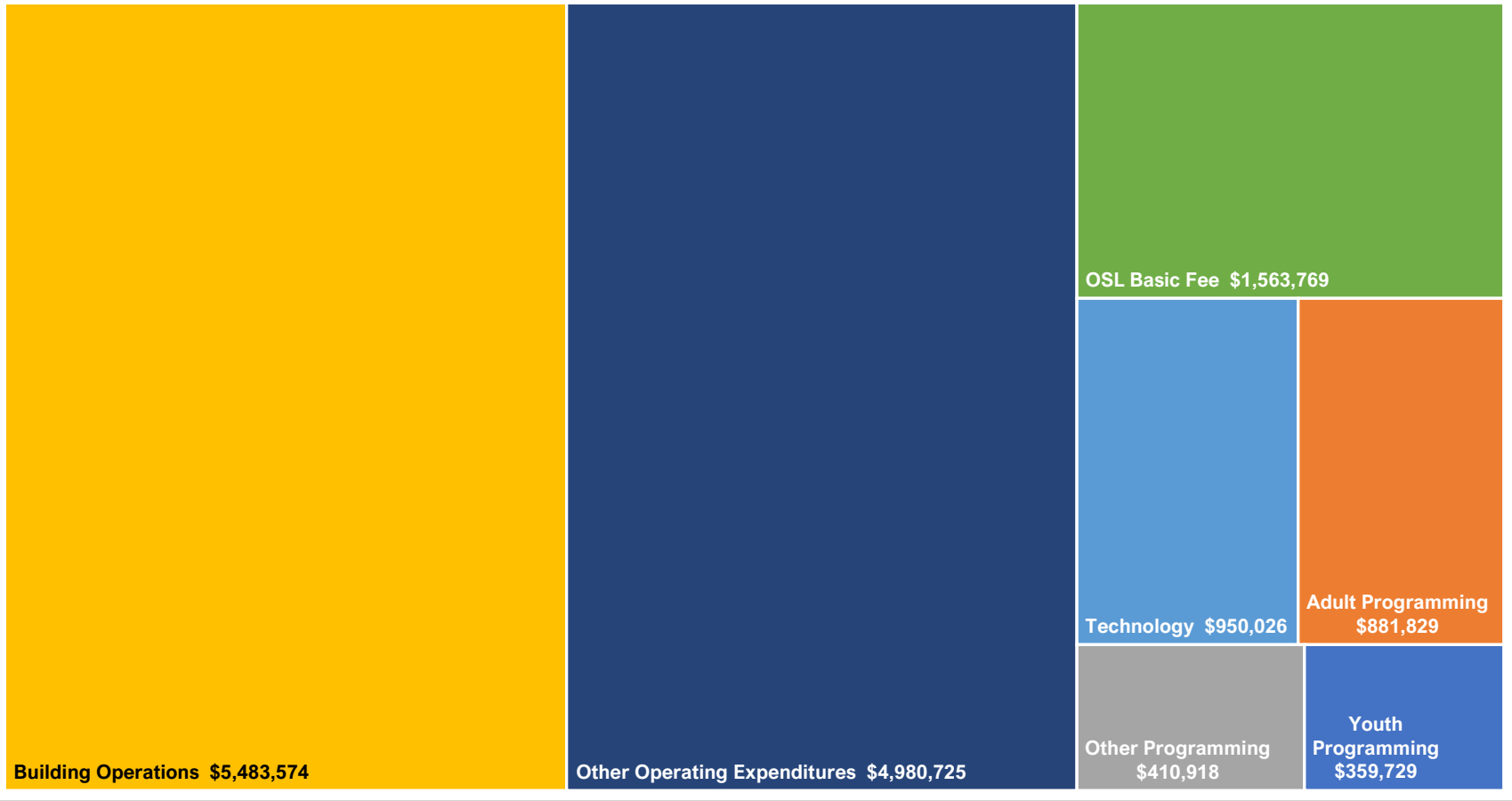
Other Operating Expenditures by Library System FY2024

Location	Municipality	Building			Technology		
		Building Operations Expenditures	Building % of Total Other Operating Expenditures	Building Expenditures per capita	Technology Expenditures	Technology % of Total Other Operating Expenditures	Technology Expenditures per capita
Barrington Public Library	Barrington	\$ 69,960	49%	\$ 4.08	\$ 10,570	7%	\$ 0.62
Rogers Free Library	Bristol	\$ 76,136	40%	\$ 3.38	\$ 8,340	4%	\$ 0.37
Jesse M. Smith Memorial Library	Burrillville	\$ 115,964	57%	\$ 9.41	\$ 33,414	16%	\$ 2.71
Pascoag Free Public Library	Burrillville	\$ 30,745	60%	\$ 8.03	\$ 95	0.2%	\$ 0.02
Adams Public Library	Central Falls	\$ 28,542	35%	\$ 1.26	\$ 3,548	4%	\$ 0.16
Cross' Mills Public Library	Charlestown	\$ 40,595	46%	\$ 5.08	\$ 2,900	3%	\$ 0.36
Coventry Public Library	Coventry	\$ 65,052	28%	\$ 1.82	\$ 2,584	1%	\$ 0.07
Cranston Public Library	Cranston	\$ 241,895	53%	\$ 2.92	\$ 9,122	2%	\$ 0.11
Cumberland Public Library	Cumberland	\$ 198,630	66%	\$ 5.46	\$ 25,148	8%	\$ 0.69
East Greenwich Free Library	East Greenwich	\$ 94,500	63%	\$ 6.60	\$ 11,203	8%	\$ 0.78
East Providence Public Library	East Providence	\$ 166,960	51%	\$ 3.54	\$ 35,404	11%	\$ 0.75
Exeter Public Library	Exeter	\$ 42,693	62%	\$ 6.61	\$ 4,248	6%	\$ 0.66
Libraries of Foster	Foster	\$ 16,800	33%	\$ 3.76	\$ 5,508	11%	\$ 1.23
Glocester Manton Free Public Library	Glocester	\$ 30,136	55%	\$ 6.71	\$ 6,883	13%	\$ 1.53
Harmony Library	Glocester	\$ 24,986	31%	\$ 4.56	\$ 3,036	4%	\$ 0.55
Ashaway Free Library	Hopkinton	\$ 14,991	36%	\$ 3.97	\$ 1,410	3%	\$ 0.37
Langworthy Public Library	Hopkinton	\$ 15,411	46%	\$ 3.34	\$ 1,593	5%	\$ 0.34
Jamestown Philomenian Library	Jamestown	\$ 91,783	74%	\$ 16.51	\$ 11,085	9%	\$ 1.99
Marian J. Mohr Memorial Library	Johnston	\$ 43,441	45%	\$ 1.47	\$ 4,871	5%	\$ 0.16
Lincoln Public Library	Lincoln	\$ 70,255	51%	\$ 3.12	\$ 15,217	11%	\$ 0.68
Brownell Library, Home of Little Compton	Little Compton	\$ 2,056	8%	\$ 0.57	\$ 177	0.7%	\$ 0.05
Middletown Public Library	Middletown	\$ 178,392	67%	\$ 10.45	\$ 23,994	9%	\$ 1.41
Maury Loontjens Memorial Library	Narragansett	\$ 134,903	73%	\$ 9.28	\$ 14,364	8%	\$ 0.99
Island Free Library	New Shoreham	\$ 94,458	67%	\$ 66.99	\$ 15,338	11%	\$ 10.88
Newport Public Library	Newport	\$ 468,700	52%	\$ 18.63	\$ 17,000	2%	\$ 0.68
Davisville Free Library	North Kingstown	\$ 10,572	36%	\$ 1.76	\$ 2,806	10%	\$ 0.47
North Kingstown Free Library	North Kingstown	\$ 261,940	57%	\$ 13.22	\$ 97,772	21%	\$ 4.93
Willett Free Library	North Kingstown	\$ 12,996	32%	\$ 6.77	\$ 913	2%	\$ 0.48
Mayor Salvatore Mancini Union Free Library	North Providence	\$ 77,282	45%	\$ 2.27	\$ 14,665	8%	\$ 0.43
North Smithfield Public Library	North Smithfield	\$ 48,799	45%	\$ 3.88	\$ 14,432	13%	\$ 1.15
Pawtucket Public Library	Pawtucket	\$ 151,001	41%	\$ 2.00	\$ 35,582	10%	\$ 0.47
Portsmouth Free Public Library	Portsmouth	\$ 104,606	66%	\$ 5.85	\$ 3,897	2%	\$ 0.22
Community Libraries of Providence	Providence	\$ 419,998	26%	\$ 3.19	\$ 27,188	2%	\$ 0.21
Providence Public Library	Providence	\$ 566,900	14%	\$ 9.58	\$ 242,370	6%	\$ 4.09
Clark Memorial Library	Richmond	\$ 10,421	22%	\$ 1.30	\$ 402	0.8%	\$ 0.05
Hope Library	Scituate	\$ 28,736	37%	\$ 6.79	\$ 6,075	8%	\$ 1.44
North Scituate Public Library	Scituate	\$ 45,678	49%	\$ 7.42	\$ 2,912	3%	\$ 0.47
East Smithfield Public Library	Smithfield	\$ 109,785	60%	\$ 11.59	\$ 8,249	4%	\$ 0.87
Greenville Public Library	Smithfield	\$ 165,303	52%	\$ 13.08	\$ 43,449	14%	\$ 3.44
South Kingstown Public Library	South Kingstown	\$ 79,442	47%	\$ 2.49	\$ 32,411	19%	\$ 1.02
Tiverton Public Library	Tiverton	\$ 107,962	61%	\$ 6.60	\$ 10,719	6%	\$ 0.66
George Hall Free Library	Warren	\$ 32,320	53%	\$ 2.90	\$ 2,354	4%	\$ 0.21
Pontiac Free Library	Warwick	\$ 6,563	18%	\$ 0.68	\$ 1,715	5%	\$ 0.18
Warwick Public Library	Warwick	\$ 421,615	56%	\$ 5.76	\$ 39,509	5%	\$ 0.54
Louttit Library	West Greenwich	\$ 16,448	28%	\$ 2.52	\$ 7,499	13%	\$ 1.15
West Warwick Public Library	West Warwick	\$ 101,590	41%	\$ 3.28	\$ 15,139	6%	\$ 0.49
Westerly Public Library	Westerly	\$ 219,320	30%	\$ 9.39	\$ 60,529	8%	\$ 2.59
Woonsocket Harris Public Library	Woonsocket	\$ 126,313	53%	\$ 2.92	\$ 12,387	5%	\$ 0.29
Total		\$ 5,483,574	37%	\$ 5.00	\$ 950,026	6%	\$ 0.87
Average		\$ 114,241	46%	\$ 6.93	\$ 19,792	7%	\$ 1.12
Median		\$ 76,709	48%	\$ 4.32	\$ 9,846	6%	\$ 0.58

Other Operating Expenditures by Library System FY2024

Location	Municipality	Varied Operating Expenditures					
		OSL Basic Fee	Other Operating Expenditures	Describe Other Operating Expenditures	Total Varied Operating Expenditures (T+U)	Varied % of Total Other Operating Expenditures	Varied Operating Expenditures per capita
Barrington Public Library	Barrington	\$ 24,096	\$ 35,396	Contracts, supplies, telephone, postage, office equipment	\$ 59,492	42%	\$ 3.47
Rogers Free Library	Bristol	\$ 31,193	\$ 75,836	office supplies, custodial supplies, book processing materials,	\$ 107,029	56%	\$ 4.76
Jesse M. Smith Memorial Library	Burrillville	\$ 20,218	\$ 26,064	audit, payroll, insurance, supplies costs	\$ 46,282	23%	\$ 3.75
Pascoag Free Public Library	Burrillville	\$ 10,377	\$ 9,513	Telephone, electricity, insurance, office supplies.	\$ 19,890	39%	\$ 5.20
Adams Public Library	Central Falls	\$ 25,662	\$ 22,908	Insurance, office supplies,	\$ 48,570	60%	\$ 2.15
Cross' Mills Public Library	Charlestown	\$ 11,933	\$ 13,668	Office supplies, postage, dues and fees, legal, payroll and accounting fees, webmaster, fundraising, misc	\$ 25,601	29%	\$ 3.20
Coventry Public Library	Coventry	\$ 48,717	\$ 83,373	Advertising, supplies/other, travel expenses	\$ 132,090	57%	\$ 3.70
Cranston Public Library	Cranston	\$ 111,480	\$ 85,467	Office supplies, liability insurance, hot spots, movie licensing, legal fees, gas for van, shredding, marketing materials, business cards, notary public renewal fees, conference fees, food for staff meetings. .	\$ 196,947	43%	\$ 2.37
Cumberland Public Library	Cumberland	\$ 48,995	\$ -		\$ 48,995	16%	\$ 1.35
East Greenwich Free Library	East Greenwich	\$ 19,661	\$ 16,905	Office supplies, postage, staff travel, accounting, meeting costs, Bookpages	\$ 36,566	25%	\$ 2.55
East Providence Public Library	East Providence	\$ 63,930	\$ 34,283	Book processing and furniture	\$ 98,213	30%	\$ 2.08
Exeter Public Library	Exeter	\$ 10,377	\$ 2,374	Miscellaneous	\$ 12,751	19%	\$ 1.97
Libraries of Foster	Foster	\$ 10,377	\$ 14,164	supplies, insurance, bookkeeper, accountant	\$ 24,541	48%	\$ 5.49
Glocester Manton Free Public Library	Glocester	\$ 10,377	\$ 4,121	Insurance, payroll, accountant	\$ 14,498	26%	\$ 3.23
Harmony Library	Glocester	\$ 10,377	\$ 36,962	Outside maintenance, copier machine, workman's comp., Office supplies, trash pick up	\$ 47,339	59%	\$ 8.63
Ashaway Free Library	Hopkinton	\$ 10,377	\$ 11,486	insurance, supplies, postage, fees, publicity, fundraising costs	\$ 21,863	53%	\$ 5.79
Langworthy Public Library	Hopkinton	\$ 10,377	\$ 3,299	Postage, bulk mail permit, Accounting/book keeping, bank charges	\$ 13,676	41%	\$ 2.96
Jamestown Philomenian Library	Jamestown	\$ 10,377	\$ -	None	\$ 10,377	8%	\$ 1.87
Marian J. Mohr Memorial Library	Johnston	\$ 40,588	\$ 3,261	Printing, office supplies, postage	\$ 43,849	46%	\$ 1.48
Lincoln Public Library	Johnston	\$ 31,128	\$ 17,731	supplies, professional memberships, mileage, passes	\$ 48,859	36%	\$ 2.17
Brownell Library, Home of Little Compton	Little Compton	\$ 10,377	\$ 8,543	Office supplies, book processing supplies, copier paper, copier fees, professional memberships, display stands, post office box fee, RI Interlocal trust insurance	\$ 18,920	71%	\$ 5.23
Middletown Public Library	Middletown	\$ 23,989	\$ 31,426	Travel fees, conference fees, professional development, general office supplies, printing, advertising, legal fees	\$ 55,415	21%	\$ 3.25
Maury Loontjens Memorial Library	Narragansett	\$ 21,769	\$ 10,909	equipment	\$ 32,678	18%	\$ 2.25
Island Free Library	New Shoreham	\$ 10,377	\$ 18,013	Advertising, office supplies travel,	\$ 28,390	20%	\$ 20.13
Newport Public Library	Newport	\$ 34,736	\$ 367,420	Elevator, doors, HVAC, fire equipment, alarms, tools & equipment, Library van, cameras, renovations, sprinklers	\$ 402,156	44%	\$ 15.98
Davisville Free Library	North Kingstown	\$ 10,377	\$ 4,361	bank fees, business licenses, fundraising expenses, postage, printing, supplies	\$ 14,738	50%	\$ 2.46
North Kingstown Free Library	North Kingstown	\$ 35,370	\$ 66,425	Office supplies, office equipment, furniture, professional development	\$ 101,795	22%	\$ 5.14
Willett Free Library	North Kingstown	\$ 10,377	\$ 7,559	accountant fees, supplies, postage, fundraising expenses	\$ 17,936	45%	\$ 9.34
Mayor Salvatore Mancini Union Free Library	North Providence	\$ 46,627	\$ 23,581	Purchase of office supplies, printing of promotional materials, postage on items	\$ 70,208	40%	\$ 2.06
North Smithfield Public Library	North Smithfield	\$ 17,962	\$ 19,361	insurance, supplies, furnishings	\$ 37,323	34%	\$ 2.96
Pawtucket Public Library	Pawtucket	\$ 90,013	\$ 81,382	education, website, advertising, travel, postage, supplies, etc.	\$ 171,395	47%	\$ 2.27
Portsmouth Free Public Library	Portsmouth	\$ 25,049	\$ 20,605	Postage, payroll, library supplies, and equipment	\$ 45,654	29%	\$ 2.55
Community Libraries of Providence	Providence	\$ 185,956	\$ 557,513	Security, insurance, administration, telephone	\$ 743,469	47%	\$ 5.64
Providence Public Library	Providence	\$ 70,302	\$ 2,402,173	Audit, Legal, Debt Service, Annuities, Fees	\$ 2,472,475	61%	\$ 41.77
Clark Memorial Library	Richmond	\$ 11,826	\$ 21,632	insurance, accountant, building repairs, well testing fee, well license fee, telephone, electric, gas, fund raising, office supplies, postage	\$ 33,458	69%	\$ 4.17
Hope Library	Scituate	\$ 10,377	\$ 18,715	furnishings, professional fees, supplies, fundraising expenses	\$ 29,092	38%	\$ 6.88
North Scituate Public Library	Scituate	\$ 10,377	\$ 32,983	insurance, fundraising, supplies, postage	\$ 43,360	46%	\$ 7.05
East Smithfield Public Library	Smithfield	\$ 11,184	\$ 46,908	Legal & professional services, non-personnel expenses, payroll service, M&E, advertising, bank & other fees	\$ 58,092	32%	\$ 6.13
Greenville Public Library	Smithfield	\$ 20,733	\$ 70,565	copiers, supplies, memberships, educational expenses, postage, marketing, fees, legal, payroll, etc.	\$ 91,298	29%	\$ 7.22
South Kingstown Public Library	South Kingstown	\$ 43,727	\$ 5,841	General supplies, mileage & postage promotional materials	\$ 49,568	29%	\$ 1.55
Tiverton Public Library	Tiverton	\$ 23,041	\$ 19,827	Supplies, staff development, travel, consulting	\$ 42,868	24%	\$ 2.62
George Hail Free Library	Warren	\$ 16,009	\$ -	We didn't need to use additional funding for operating expenses this year.	\$ 16,009	26%	\$ 1.44
Pontiac Free Library	Warwick	\$ 10,377	\$ 17,465	Physical plant, office supplies, other fees and contracts.	\$ 27,842	75%	\$ 2.89
Warwick Public Library	Warwick	\$ 107,947	\$ 135,379	Postage, Service Contracts, Supplies, Travel & Conference, Mobile Library	\$ 243,326	32%	\$ 3.32
Louttit Library	West Greenwich	\$ 10,377	\$ 11,330	Payroll service, workman's comp, tax prep, travel, continuing ed., general supplies, refreshments, prizes	\$ 21,707	37%	\$ 3.33
West Warwick Public Library	West Warwick	\$ 42,506	\$ 36,834	Legal, Professional Development, Fundraising, Furniture, Book Processing Supplies, Office and Misc. Supplies	\$ 79,340	32%	\$ 2.56
Westerly Public Library	Westerly	\$ 32,640	\$ 406,425	Professional Services, Service Contracts, Parking fees, Supplies, Insurance, Postage, Printing, Recognition, Development	\$ 439,065	59%	\$ 18.80
Woonsocket Harris Public Library	Woonsocket	\$ 58,750	\$ 40,739	office supplies, cleaning supplies, preservation, security guard	\$ 99,489	42%	\$ 2.30
Total		\$ 1,563,769	\$ 4,980,725		\$ 6,544,494	45%	\$ 5.96
Average		\$ 32,579	\$ 103,765		\$ 136,344	39%	\$ 5.41
Median		\$ 21,251	\$ 20,216		\$ 45,968	38%	\$ 3.24

FY24 Varied Operating Expenditures by category



Building Operations - Costs of operating and maintaining physical facilities, including utilities.

OSL Basic Fee - Part of the OSL Membership Fee. The other parts of the Membership Fee are the eZone Fee and the Database Fee.

Technology - Costs of computer hardware, software, software as subscription, and accessories used to support library operations or to link to external networks, including the Internet. Includes expenditures to support technology systems and costs related to copiers.

Youth Programming - Expenditures related to youth (children and YA) programming.

Adult Programming - Expenditures related to adult programming.

Other Programming - Programming expenditures not reported for Youth or Adult.

Other Operating Expenditures - This includes all expenditures other than those reported for programming, building operations, technology, or OSL Basic Fee. May include expenses such as binding, office supplies, repair or replacement of existing furnishings or equipment, contracts for services, fees paid to a consultant, auditor, architect, attorney, etc.

Capital Revenue and Expenditures by Library System FY2024

Location	Municipality	Revenue			Expenditures		
		Total Capital Revenue	Capital % of Total Revenue	Capital Revenue per capita	Total Capital Expenditures	Capital % of Total Expenditures	Capital Expenditures per capita
Barrington Public Library	Barrington	\$ -	0%	\$ -	\$ -	0%	\$ -
Rogers Free Library	Bristol	\$ 289,058	19%	\$ 12.85	\$ 289,058	20%	\$ 12.85
Jesse M. Smith Memorial Library	Burrilville	\$ 775,693	43%	\$ 62.91	\$ 775,693	43%	\$ 62.91
Pascoag Free Public Library	Burrilville	\$ 8,600	6%	\$ 2.25	\$ 8,600	6%	\$ 2.25
Adams Public Library	Central Falls	\$ -	0%	\$ -	\$ -	0%	\$ -
Cross' Mills Public Library	Charlestown	\$ 6,301	1%	\$ 0.79	\$ 6,298	1%	\$ 0.79
Coventry Public Library	Coventry	\$ 130,280	9%	\$ 3.65	\$ 13,570	1.0%	\$ 0.38
Cranston Public Library	Cranston	\$ -	0%	\$ -	\$ 2,285	0.1%	\$ 0.03
Cumberland Public Library	Cumberland	\$ 38,729	2%	\$ 1.06	\$ 38,729	2%	\$ 1.06
East Greenwich Free Library	East Greenwich	\$ 110,165	12%	\$ 7.70	\$ 108,915	13%	\$ 7.61
East Providence Public Library	East Providence	\$ 2,000	0.1%	\$ 0.04	\$ 42,483	2%	\$ 0.90
Exeter Public Library	Exeter	\$ -	0%	\$ -	\$ 57,775	16%	\$ 8.94
Libraries of Foster	Foster	\$ -	0%	\$ -	\$ -	0%	\$ -
Glocester Manton Free Public Library	Glocester	\$ -	0%	\$ -	\$ -	0%	\$ -
Harmony Library	Glocester	\$ -	0%	\$ -	\$ -	0%	\$ -
Ashaway Free Library	Hopkinton	\$ -	0%	\$ -	\$ -	0%	\$ -
Langworthy Public Library	Hopkinton	\$ 1,540	1%	\$ 0.33	\$ 992	0.8%	\$ 0.21
Jamestown Philomenian Library	Jamestown	\$ 5,079,627	89%	\$ 913.77	\$ 3,328,601	85%	\$ 598.78
Marian J. Mohr Memorial Library	Johnston	\$ -	0%	\$ -	\$ -	0%	\$ -
Lincoln Public Library	Lincoln	\$ -	0%	\$ -	\$ -	0%	\$ -
Brownell Library, Home of Little Compton	Little Compton	\$ -	0%	\$ -	\$ -	0%	\$ -
Middletown Public Library	Middletown	\$ 26,117	3%	\$ 1.53	\$ 26,117	3%	\$ 1.53
Maury Loontjens Memorial Library	Narragansett	\$ 5,800,000	81%	\$ 399.12	\$ 5,800,000	84%	\$ 399.12
Island Free Library	New Shoreham	\$ 986	0.2%	\$ 0.70	\$ -	0%	\$ -
Newport Public Library	Newport	\$ 23,000	0.9%	\$ 0.91	\$ 23,000	0.8%	\$ 0.91
Davisville Free Library	North Kingstown	\$ -	0%	\$ -	\$ 4,972	5%	\$ 0.83
North Kingstown Free Library	North Kingstown	\$ -	0%	\$ -	\$ -	0%	\$ -
Willett Free Library	North Kingstown	\$ -	0%	\$ -	\$ -	0%	\$ -
Mayor Salvatore Mancini Union Free Library	North Providence	\$ -	0%	\$ -	\$ -	0%	\$ -
North Smithfield Public Library	North Smithfield	\$ -	0%	\$ -	\$ 30,136	6%	\$ 2.39
Pawtucket Public Library	Pawtucket	\$ 543,607	16%	\$ 7.19	\$ 469,107	15%	\$ 6.20
Portsmouth Free Public Library	Portsmouth	\$ -	0%	\$ -	\$ -	0%	\$ -
Community Libraries of Providence	Providence	\$ 74,820	1%	\$ 0.57	\$ 153,618	2%	\$ 1.17
Providence Public Library	Providence	\$ 589,821	7%	\$ 9.96	\$ -	0%	\$ -
Clark Memorial Library	Richmond	\$ 4,999	3%	\$ 0.62	\$ 4,999	3%	\$ 0.62
Hope Library	Scituate	\$ 222,417	37%	\$ 52.58	\$ 222,417	39%	\$ 52.58
North Scituate Public Library	Scituate	\$ 2,146	0.5%	\$ 0.35	\$ 15,789	4%	\$ 2.57
East Smithfield Public Library	Smithfield	\$ -	0%	\$ -	\$ 33,548	4%	\$ 3.54
Greenville Public Library	Smithfield	\$ 1,000	0.1%	\$ 0.08	\$ -	0%	\$ -
South Kingstown Public Library	South Kingstown	\$ 37,778	3%	\$ 1.18	\$ 71,435	5%	\$ 2.24
Tiverton Public Library	Tiverton	\$ -	0%	\$ -	\$ 9,523	1%	\$ 0.58
George Hail Free Library	Warren	\$ 48,346	10%	\$ 4.34	\$ 57,245	12%	\$ 5.14
Pontiac Free Library	Warwick	\$ -	0%	\$ -	\$ -	0%	\$ -
Warwick Public Library	Warwick	\$ 62,190	1%	\$ 0.85	\$ 58,331	1%	\$ 0.80
Louttit Library	West Greenwich	\$ -	0%	\$ -	\$ -	0%	\$ -
West Warwick Public Library	West Warwick	\$ -	0%	\$ -	\$ 53,034	4%	\$ 1.71
Westerly Public Library	Westerly	\$ 238,713	7%	\$ 10.22	\$ 614,820	18%	\$ 26.32
Woonsocket Harris Public Library	Woonsocket	\$ 11,000	0.9%	\$ 0.25	\$ 11,000	0.9%	\$ 0.25
Total		\$ 14,128,933	18%	\$ 12.88	\$ 12,332,090	16%	\$ 11.24
Average		\$ 294,353	7%	\$ 31.16	\$ 256,919	8%	\$ 25.11
Median		\$ 1,270	0%	\$ 0.17	\$ 9,062	1%	\$ 0.71

Capital Revenue and Expenditures by Library System FY2024

Location	Municipality	Local		State		Federal			
		Local Government Capital Revenue	Local % of Capital Revenue	State Government Capital Revenue	State % of Capital Revenue	Federal Stimulus Capital Revenue	Other Federal Government Capital Revenue	Total Federal Government Capital Revenue	Federal % of Capital Revenue
Barrington Public Library	Barrington	\$ -	0%	\$ -	0%	\$ -	\$ -	\$ -	0%
Rogers Free Library	Bristol	\$ 249,000	86%	\$ -	0%	\$ -	\$ 40,058	\$ 40,058	14%
Jesse M. Smith Memorial Library	Burrillville	\$ 546,047	70%	\$ 216,899	28%	\$ -	\$ -	\$ -	0%
Pascoag Free Public Library	Burrillville	\$ -	0%	\$ -	0%	\$ -	\$ -	\$ -	0%
Adams Public Library	Central Falls	\$ -	0%	\$ -	0%	\$ -	\$ -	\$ -	0%
Cross' Mills Public Library	Charlestown	\$ -	0%	\$ -	0%	\$ -	\$ -	\$ -	0%
Coventry Public Library	Coventry	\$ -	0%	\$ -	0%	\$ -	\$ -	\$ -	0%
Cranston Public Library	Cranston	\$ -	0%	\$ -	0%	\$ -	\$ -	\$ -	0%
Cumberland Public Library	Cumberland	\$ 5,000	13%	\$ -	0%	\$ -	\$ -	\$ -	0%
East Greenwich Free Library	East Greenwich	\$ -	0%	\$ 110,165	100%	\$ -	\$ -	\$ -	0%
East Providence Public Library	East Providence	\$ -	0%	\$ -	0%	\$ -	\$ -	\$ -	0%
Exeter Public Library	Exeter	\$ -	0%	\$ -	0%	\$ -	\$ -	\$ -	0%
Libraries of Foster	Foster	\$ -	0%	\$ -	0%	\$ -	\$ -	\$ -	0%
Glocester Manton Free Public Library	Glocester	\$ -	0%	\$ -	0%	\$ -	\$ -	\$ -	0%
Harmony Library	Glocester	\$ -	0%	\$ -	0%	\$ -	\$ -	\$ -	0%
Ashaway Free Library	Hopkinton	\$ -	0%	\$ -	0%	\$ -	\$ -	\$ -	0%
Langworthy Public Library	Hopkinton	\$ -	0%	\$ -	0%	\$ -	\$ -	\$ -	0%
Jamestown Philomenian Library	Jamestown	\$ 3,244,897	64%	\$ -	0%	\$ -	\$ -	\$ -	0%
Marian J. Mohr Memorial Library	Johnston	\$ -	0%	\$ -	0%	\$ -	\$ -	\$ -	0%
Lincoln Public Library	Lincoln	\$ -	0%	\$ -	0%	\$ -	\$ -	\$ -	0%
Brownell Library, Home of Little Compton	Little Compton	\$ -	0%	\$ -	0%	\$ -	\$ -	\$ -	0%
Middletown Public Library	Middletown	\$ 26,117	100%	\$ -	0%	\$ -	\$ -	\$ -	0%
Maury Looitjens Memorial Library	Narragansett	\$ 5,800,000	100%	\$ -	0%	\$ -	\$ -	\$ -	0%
Island Free Library	New Shoreham	\$ -	0%	\$ -	0%	\$ -	\$ -	\$ -	0%
Newport Public Library	Newport	\$ 23,000	100%	\$ -	0%	\$ -	\$ -	\$ -	0%
Davisville Free Library	North Kingstown	\$ -	0%	\$ -	0%	\$ -	\$ -	\$ -	0%
North Kingstown Free Library	North Kingstown	\$ -	0%	\$ -	0%	\$ -	\$ -	\$ -	0%
Willett Free Library	North Kingstown	\$ -	0%	\$ -	0%	\$ -	\$ -	\$ -	0%
Mayor Salvatore Mancini Union Free Library	North Providence	\$ -	0%	\$ -	0%	\$ -	\$ -	\$ -	0%
North Smithfield Public Library	North Smithfield	\$ -	0%	\$ -	0%	\$ -	\$ -	\$ -	0%
Pawtucket Public Library	Pawtucket	\$ -	0%	\$ -	0%	\$ 363,607	\$ -	\$ 363,607	67%
Portsmouth Free Public Library	Portsmouth	\$ -	0%	\$ -	0%	\$ -	\$ -	\$ -	0%
Community Libraries of Providence	Providence	\$ 8,820	12%	\$ -	0%	\$ -	\$ 66,000	\$ 66,000	88%
Providence Public Library	Providence	\$ -	0%	\$ 560,811	95%	\$ -	\$ -	\$ -	0%
Clark Memorial Library	Richmond	\$ -	0%	\$ -	0%	\$ -	\$ -	\$ -	0%
Hope Library	Scituate	\$ -	0%	\$ -	0%	\$ 165,000	\$ -	\$ 165,000	74%
North Scituate Public Library	Scituate	\$ -	0%	\$ -	0%	\$ -	\$ -	\$ -	0%
East Smithfield Public Library	Smithfield	\$ -	0%	\$ -	0%	\$ -	\$ -	\$ -	0%
Greenville Public Library	Smithfield	\$ -	0%	\$ 1,000	100%	\$ -	\$ -	\$ -	0%
South Kingstown Public Library	South Kingstown	\$ 37,778	100%	\$ -	0%	\$ -	\$ -	\$ -	0%
Tiverton Public Library	Tiverton	\$ -	0%	\$ -	0%	\$ -	\$ -	\$ -	0%
George Hail Free Library	Warren	\$ -	0%	\$ -	0%	\$ -	\$ -	\$ -	0%
Pontiac Free Library	Warwick	\$ -	0%	\$ -	0%	\$ -	\$ -	\$ -	0%
Warwick Public Library	Warwick	\$ -	0%	\$ -	0%	\$ -	\$ 736	\$ 736	1%
Louittit Library	West Greenwich	\$ -	0%	\$ -	0%	\$ -	\$ -	\$ -	0%
West Warwick Public Library	West Warwick	\$ -	0%	\$ -	0%	\$ -	\$ -	\$ -	0%
Westerly Public Library	Westerly	\$ -	0%	\$ -	0%	\$ -	\$ -	\$ -	0%
Woonsocket Harris Public Library	Woonsocket	\$ -	0%	\$ -	0%	\$ -	\$ -	\$ -	0%
Total		\$ 9,940,659	70%	\$ 888,875	6%	\$ 528,607	\$ 106,794	\$ 635,401	4%
Average		\$ 207,097	13%	\$ 18,518	7%	\$ 11,013	\$ 2,225	\$ 13,238	5%
Median		\$ -	0%	\$ -	0%	\$ -	\$ -	\$ -	0%

Capital Revenue and Expenditures by Library System FY2024

Location	Municipality	Other Capital Revenue					Grand Totals	
		Non-Gov Grant Revenue - Capital	Other Capital Revenue	Describe Non-Government Grant or Other Capital Revenue	Total Other Capital Revenue	Other % of Capital Revenue	Total Operating and Capital Revenue	Total Expenditures
Barrington Public Library	Barrington	\$ -	\$ -		\$ -	0%	\$ 1,871,959	\$ 1,788,645
Rogers Free Library	Bristol	\$ -	\$ -		\$ -	0%	\$ 1,509,921	\$ 1,452,807
Jesse M. Smith Memorial Library	Burrillville	\$ 12,747	\$ -	Champlin carpet replacement grant and OSP grant to replace Tinkham Ln sign.	\$ 12,747	2%	\$ 1,792,276	\$ 1,803,967
Pascoag Free Public Library	Burrillville	\$ 8,600	\$ -	New Heier Mini-Split in basement/meeting room/Childrens.	\$ 8,600	100%	\$ 153,909	\$ 150,514
Adams Public Library	Central Falls	\$ -	\$ -		\$ -	0%	\$ 204,238	\$ 247,209
Cross' Mills Public Library	Charlestown	\$ -	\$ 6,301	Individual donation for outdoor benches	\$ 6,301	100%	\$ 441,556	\$ 421,499
Coventry Public Library	Coventry	\$ 130,280	\$ -	Champlin Grant to renovate restrooms.	\$ 130,280	100%	\$ 1,516,287	\$ 1,368,955
Cranston Public Library	Cranston	\$ -	\$ -		\$ -	0%	\$ 4,056,893	\$ 4,005,808
Cumberland Public Library	Cumberland	\$ 17,345	\$ 16,384	Friends of the Cumberland Library-theft detection gates, carpeting	\$ 33,729	87%	\$ 1,960,309	\$ 1,960,302
East Greenwich Free Library	East Greenwich	\$ -	\$ -		\$ -	0%	\$ 909,830	\$ 857,480
East Providence Public Library	East Providence	\$ 2,000	\$ -	This is a grant award from the RI Interlocal Risk Management Trust (aka The Trust).	\$ 2,000	100%	\$ 2,892,725	\$ 2,571,885
Exeter Public Library	Exeter	\$ -	\$ -		\$ -	0%	\$ 340,794	\$ 367,731
Libraries of Foster	Foster	\$ -	\$ -		\$ -	0%	\$ 232,864	\$ 232,556
Glocester Manton Free Public Library	Glocester	\$ -	\$ -		\$ -	0%	\$ 247,952	\$ 241,365
Harmony Library	Glocester	\$ -	\$ -		\$ -	0%	\$ 283,858	\$ 286,834
Ashaway Free Library	Hopkinton	\$ -	\$ -		\$ -	0%	\$ 119,712	\$ 135,546
Langworthy Public Library	Hopkinton	\$ 1,540	\$ -	RI Foundation Grant	\$ 1,540	100%	\$ 143,735	\$ 130,420
Jamestown Philomenian Library	Jamestown	\$ 1,005,000	\$ 829,730	Grants: \$750K from Champlin, \$250K from van Beuren Family Foundation, \$5K from Vivian Palmieri Grant. Other Capital Revenue is from private donations (individuals).	\$ 1,834,730	36%	\$ 5,683,834	\$ 3,927,965
Marian J. Mohr Memorial Library	Johnston	\$ -	\$ -		\$ -	0%	\$ 664,287	\$ 664,287
Lincoln Public Library	Lincoln	\$ -	\$ -		\$ -	0%	\$ 1,357,871	\$ 1,357,871
Brownell Library, Home of Little Compton	Little Compton	\$ -	\$ -		\$ -	0%	\$ 269,235	\$ 281,118
Middletown Public Library	Middletown	\$ -	\$ -		\$ -	0%	\$ 963,578	\$ 940,896
Maury Looijens Memorial Library	Narragansett	\$ -	\$ -		\$ -	0%	\$ 7,173,859	\$ 6,898,541
Island Free Library	New Shoreham	\$ 986	\$ -	RI Trust for exterior security lighting	\$ 986	100%	\$ 568,754	\$ 566,913
Newport Public Library	Newport	\$ -	\$ -		\$ -	0%	\$ 2,639,826	\$ 2,716,163
Davisville Free Library	North Kingstown	\$ -	\$ -		\$ -	0%	\$ 112,379	\$ 92,009
North Kingstown Free Library	North Kingstown	\$ -	\$ -		\$ -	0%	\$ 1,717,671	\$ 1,662,431
Willett Free Library	North Kingstown	\$ -	\$ -		\$ -	0%	\$ 136,532	\$ 126,893
Mayor Salvatore Mancini Union Free Library	North Providence	\$ -	\$ -		\$ -	0%	\$ 1,033,976	\$ 1,039,502
North Smithfield Public Library	North Smithfield	\$ -	\$ -		\$ -	0%	\$ 517,684	\$ 520,724
Pawtucket Public Library	Pawtucket	\$ 180,000	\$ -	Champlin Grant	\$ 180,000	33%	\$ 3,311,052	\$ 3,106,241
Portsmouth Free Public Library	Portsmouth	\$ -	\$ -		\$ -	0%	\$ 749,857	\$ 747,589
Community Libraries of Providence	Providence	\$ -	\$ -	in FY23, CLPVD had a Champlin Foundation grant.	\$ -	0%	\$ 6,365,097	\$ 6,326,143
Providence Public Library	Providence	\$ -	\$ 29,010	Individual Giving	\$ 29,010	5%	\$ 9,000,426	\$ 9,038,036
Clark Memorial Library	Richmond	\$ 4,999	\$ -	Champlin grant	\$ 4,999	100%	\$ 187,647	\$ 171,169
Hope Library	Scituate	\$ -	\$ 57,417	funds used from Hope Library Association capital reserve fund for HVAC replacement, new teen center, and children's room renovation	\$ 57,417	26%	\$ 594,525	\$ 568,580
North Scituate Public Library	Scituate	\$ -	\$ 2,146	interest	\$ 2,146	100%	\$ 394,528	\$ 420,882
East Smithfield Public Library	Smithfield	\$ -	\$ -		\$ -	0%	\$ 819,179	\$ 853,540
Greenville Public Library	Smithfield	\$ -	\$ -		\$ -	0%	\$ 1,200,414	\$ 1,200,414
South Kingstown Public Library	South Kingstown	\$ -	\$ -		\$ -	0%	\$ 1,504,175	\$ 1,465,052
Tiverton Public Library	Tiverton	\$ -	\$ -		\$ -	0%	\$ 787,556	\$ 800,263
George Hail Free Library	Warren	\$ 1,000	\$ 47,346	Money from Investments for roof repair	\$ 48,346	100%	\$ 491,798	\$ 491,798
Pontiac Free Library	Warwick	\$ -	\$ -		\$ -	0%	\$ 150,380	\$ 128,429
Warwick Public Library	Warwick	\$ 61,454	\$ -	Data not available	\$ 61,454	99%	\$ 4,615,403	\$ 4,591,348
Louttit Library	West Greenwich	\$ -	\$ -		\$ -	0%	\$ 369,389	\$ 358,647
West Warwick Public Library	West Warwick	\$ -	\$ -		\$ -	0%	\$ 1,203,131	\$ 1,241,716
Westerly Public Library	Westerly	\$ -	\$ 238,713	Private donations for cottage; friends monies for new furnishings	\$ 238,713	100%	\$ 3,305,758	\$ 3,333,435
Woonsocket Harris Public Library	Woonsocket	\$ 11,000	\$ -	Data not available	\$ 11,000	100%	\$ 1,281,698	\$ 1,257,265
Total		\$ 1,436,951	\$ 1,227,047		\$ 2,663,998	19%	\$ 77,850,317	\$ 74,919,383
Average		\$ 29,936	\$ 25,563		\$ 55,500	29%	\$ 1,621,882	\$ 1,560,820
Median		\$ -	\$ -		\$ -	0%	\$ 864,505	\$ 855,510