


FY2023

By the Numbers

Rhode Island Public Library Usage



WHAT CAN YOU FIND IN THE LIBRARY?

Access materials from across the state using your library card.



3,051,625

Books
Magazines
Newspapers



133,976

Physical
Audio



288,491

Physical
Video



269,789

Ebooks
Digital Audiobooks
Digital Videos




11,717

Other Materials
(games, hotspots,
museum passes, etc.)

LENDING MATERIALS


6,169,737 items borrowed
(physical and electronic materials)



21 Circulations per cardholder

DID YOU KNOW

you can borrow these from the library?




ECONOMIC VALUE

Municipalities spent **\$55.80** per capita -
less than a Gondola ride for two at Waterfire.



Borrowing 4 Museum Passes and only 4 books per year
saves a family of four an average of **\$150!**

SHARING BETWEEN LIBRARIES



Libraries provided **1,007,937**
items to other libraries.

Libraries borrowed **1,010,805**
items from other libraries.

FY2023 By the Numbers

Rhode Island Public Library Usage



LIBRARY VISITS



Library visits continue to increase post-COVID as RI explores all that libraries provide.

3,347,420 visits in FY2023

an increase of **18%** from FY2022
and **70%** from FY2021!

LIBRARY PROGRAMS

22,762 onsite programs,
an increase of **43%** from FY2022



2,104 offsite programs,
an increase of **229%** from FY2022

SUMMER READING PROGRAM

YOUTH

- **2,996** Programs
- **12,082** Participants
 - **10,052** Children
 - **2,030** Teens
- **52,890** Attendees



ADULT

- **735** Programs
- **3,152** Participants
- **9,509** Attendees



PUBLIC COMPUTER USE

Patrons used library computers
330,330 times in FY2023.



That's an increase of **20%** from FY2022
(275,849 uses)
and a **106%** increase from FY2021
(159,961 uses)!

LIBRARY WI-FI USE

Libraries reported **887,157**
Wi-Fi sessions.



That's an increase of **53%**
from FY2022.
Wi-Fi use **more than doubled**
since FY2021!