



Library of Rhode Island Delivery Item Count: Fall 2023

About the Survey

The Library of Rhode Island (LORI) delivery network is comprised of a variety of libraries across Rhode Island, including public, school, higher education, government, specialty, and independent libraries. The statewide delivery service, funded by the Office of Library & Information Services is provided to certified members of the Library of Rhode Island (LORI) network for interlibrary loan and other resource sharing activities. Delivery item counts are held biannually, typically in April and October. The goal of the survey is to provide a general overview of the entire network, specifically examining the volume of material handled by the network's delivery system.

Survey Summary

174 library facilities that receive OLIS LORI Delivery services reported their out-going item counts for the week of October 29 to November 4, 2023. This data was supplemented by public library to public library transit data OLIS retrieved from Koha. A total of 34,006 items were delivered to LORI libraries across the state.

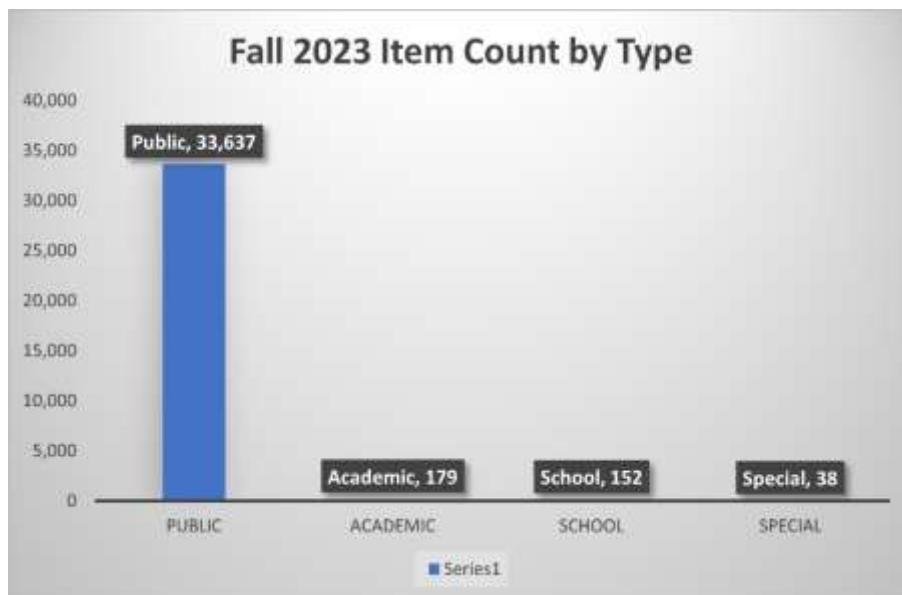


Figure 1: Fall 2023 Item Count by Type



99% of the items moving through the statewide delivery system originated from member libraries of Ocean State Libraries, including St. George's School, with the remaining 1% from academic, school, and special libraries.

Overall, the heaviest delivery traffic occurs on Mondays. On Monday, October 30th 6,751 items were placed in delivery bins to be transported from one LORI library to another.

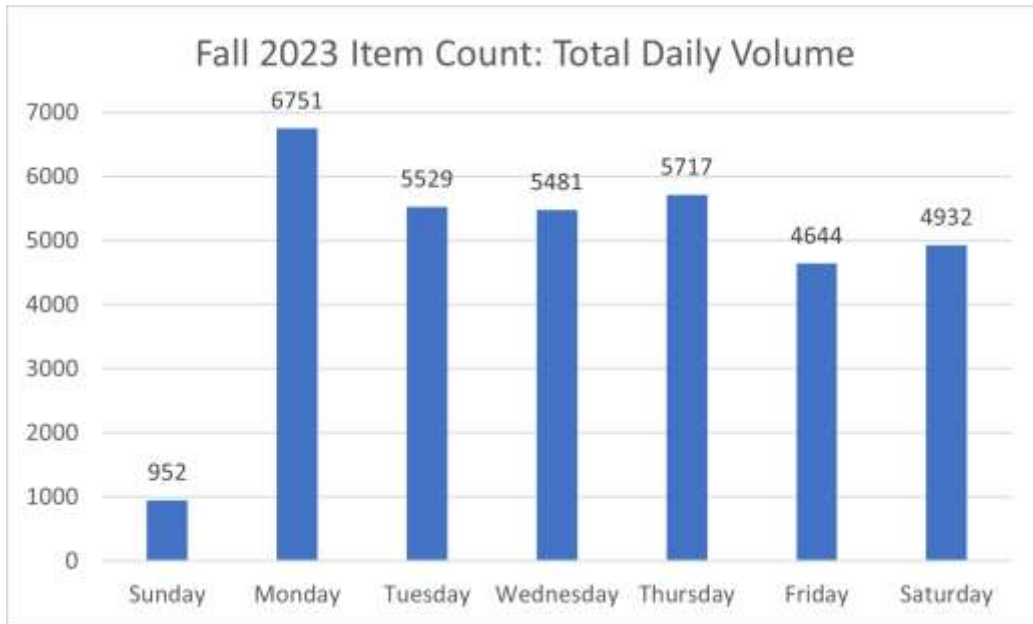


Figure 2: Fall 2023 Item Count: Total Daily Volume

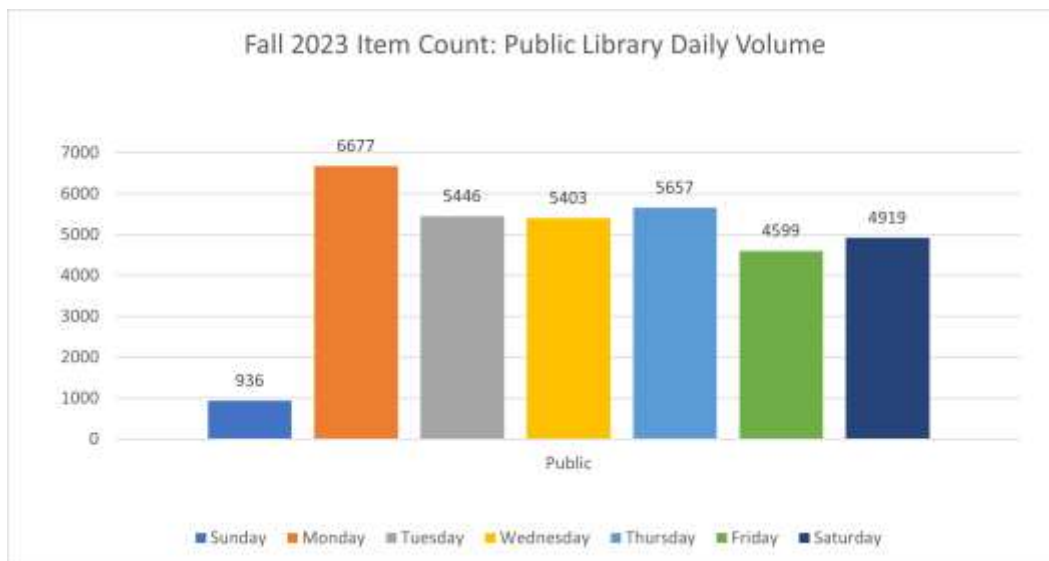


Figure 3: Fall 2023 Item Count: Public Library Daily Volume

During the Fall 2023 item count week, academic libraries had more activity Tuesday through Thursday, while schools put more items in delivery Monday through Wednesday.

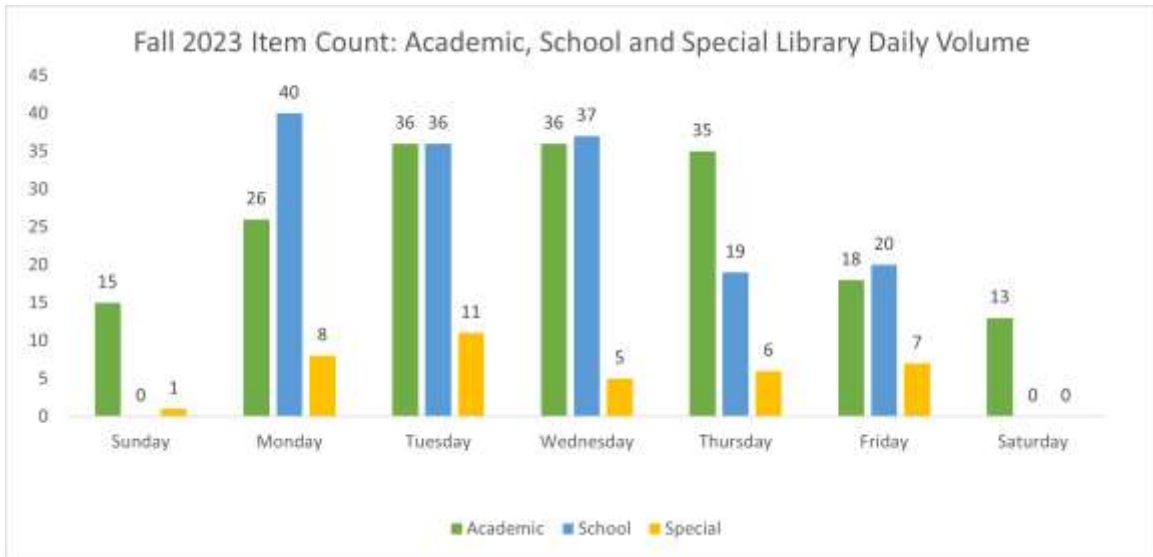


Figure 4: Fall 2023 Item Count: Academic, School and Special Library Daily Volume

The chart below demonstrates the daily breakdown of items in delivery each day by library type.

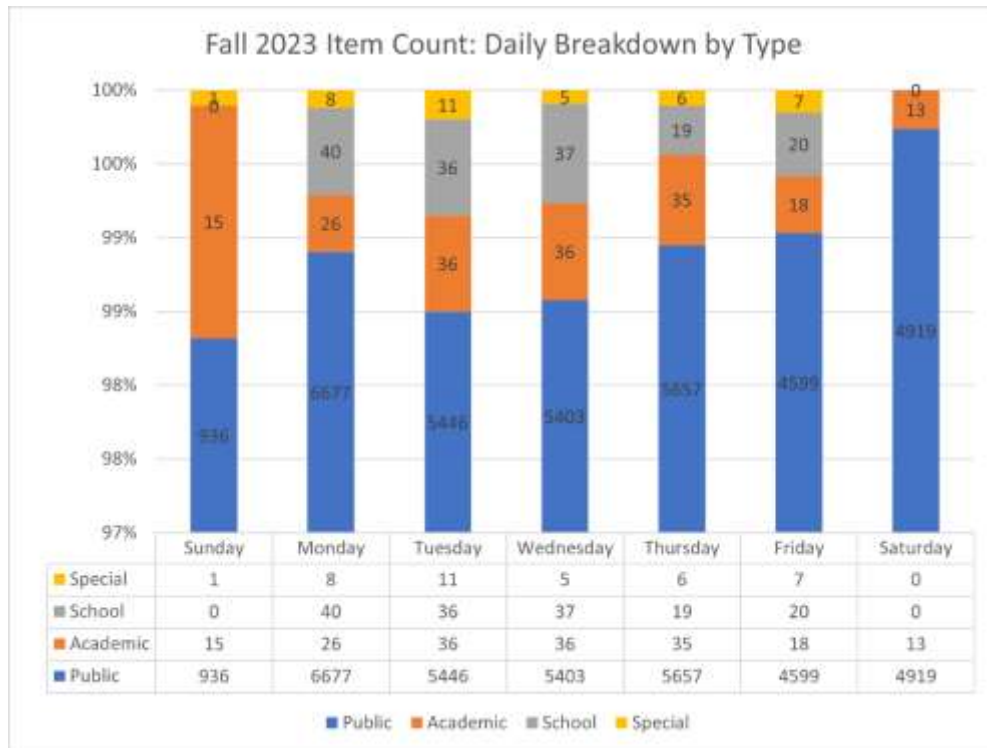


Figure 5: Fall 2023 Item Count: Daily Volume Breakdown by Library Type